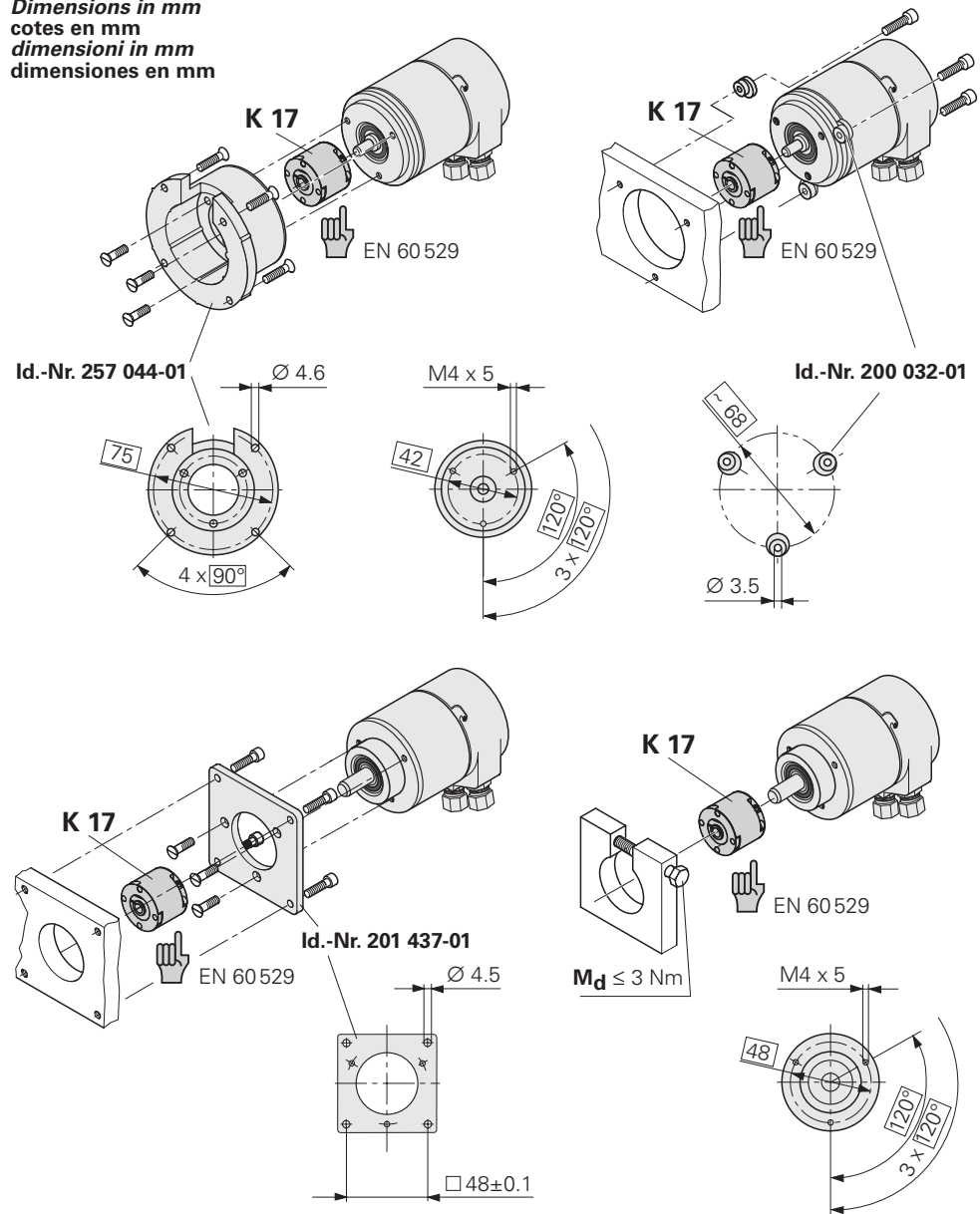
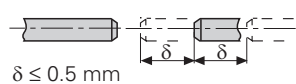
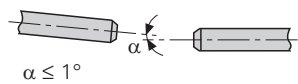
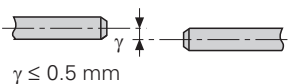


Maße in mm
Dimensions in mm
cotes en mm
dimensioni in mm
dimensiones en mm



K 17
Id.-Nr. 296 746-xx

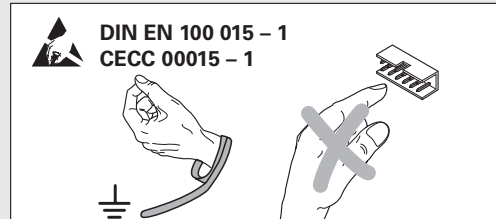


HEIDENHAIN

Montageanleitung
Mounting Instructions
Instructions de montage
Istruzioni di montaggio
Instrucciones de montaje

ROQ 425 ROC 413 PROFIBUS-DP

1/2002



DR. JOHANNES HEIDENHAIN GmbH

Dr.-Johannes-Heidenhain-Straße 5

83301 Traunreut, Germany

☎ +49 (8669) 31-0

FAX +49 (8669) 5061

E-Mail: info@heidenhain.de

Technical support ☎ +49 (8669) 31-1000

Measuring systems ☎ +49 (8669) 31-31 04

E-Mail: service.ms-support@heidenhain.de

TNC support ☎ +49 (8669) 31-31 01

E-Mail: service.nc-support@heidenhain.de

NC programming ☎ +49 (8669) 31-31 03

E-Mail: service.nc-pgm@heidenhain.de

PLC programming ☎ +49 (8669) 31-31 02

E-Mail: service.plc@heidenhain.de

Lathe controls ☎ +49 (7 11) 95 28 03-0

E-Mail: service.hsf@heidenhain.de

www.heidenhain.de


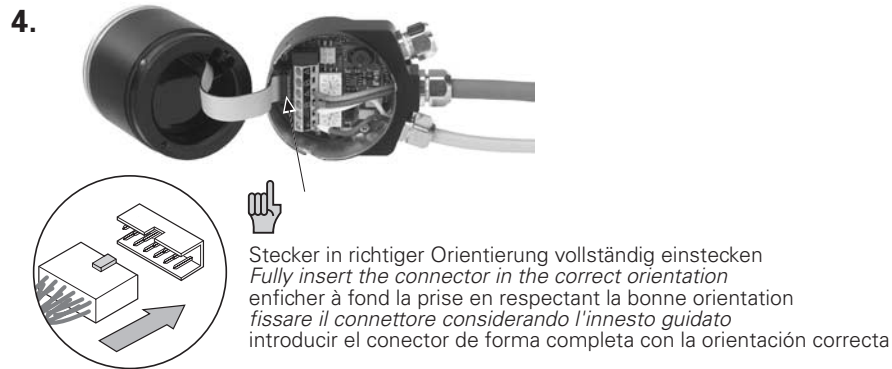
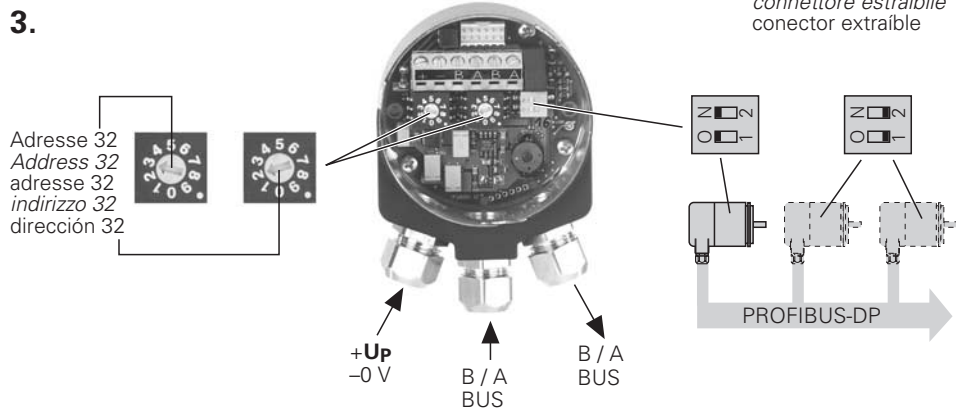



Ve 00

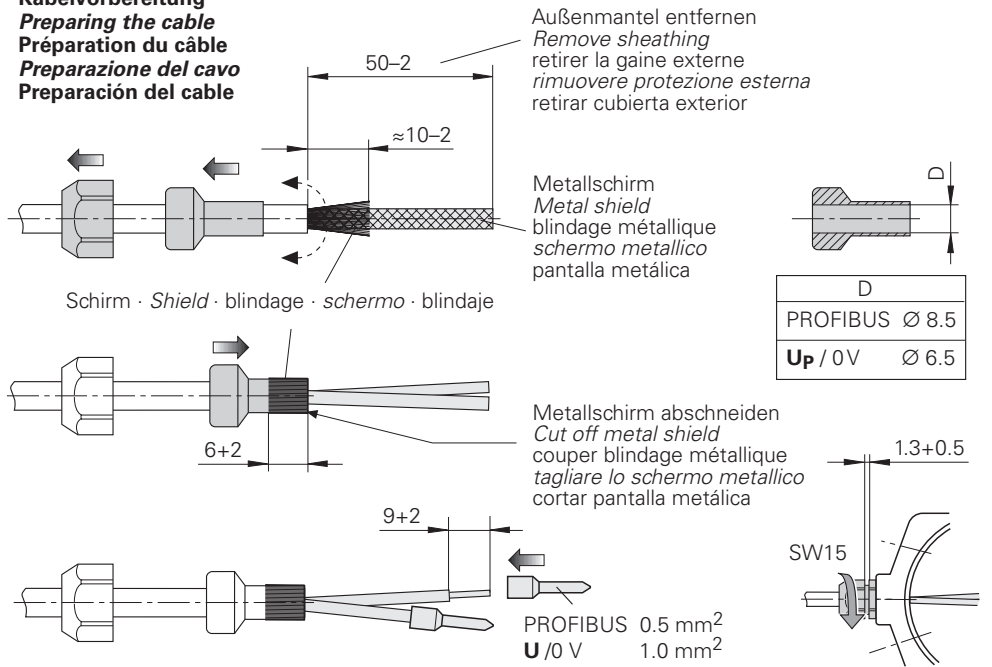
345 743-92 · 6 · 7/2006 · E · Printed in Germany · Änderungen vorbehalten

Subject to change without notice · Sous réserve de modifications · Con riserva di modifiche · Sujeto a modificaciones



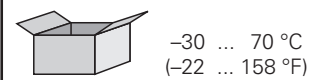
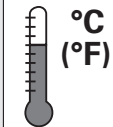


Kabelvorbereitung
Preparing the cable
Préparation du câble
Preparazione del cavo
Preparación del cable



U_P = 10 ... 30 V
(max. 125 mA → 24 V)

EN 50 178/4.98; 5.2.9.5
IEC 364-4-41: 1992; 411(PELV/SELV)
(siehe, see, voir, vedi, véase
HEIDENHAIN D 231 929)

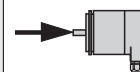


LED-BUS

LED-POWER

grün
green
vert
verde
verde

OK ✓



max. 40 N (≤ 6 000 min⁻¹)
max. 10 N (≤ 10 000 min⁻¹)



max. 60 N (≤ 6 000 min⁻¹)
max. 20 N (≤ 10 000 min⁻¹)