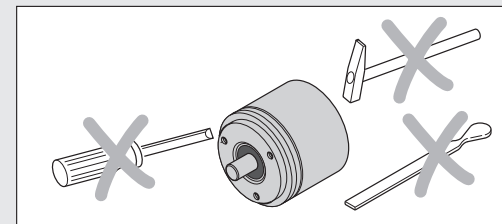
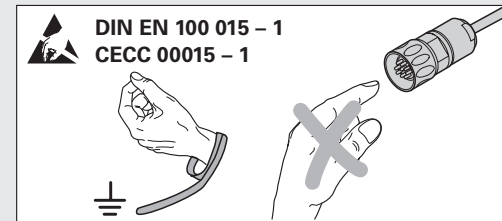
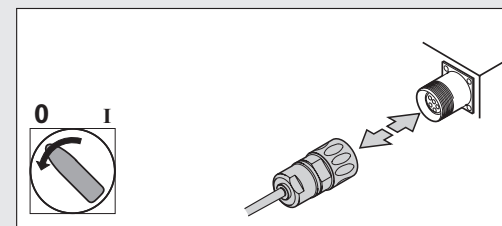


$\text{Ø } 6 \text{ mm}$	$T \geq -40 \text{ °C}$ (40 °F)	$T \geq -10 \text{ °C}$ (14 °F)		-30 ... 80 °C (-22 ... 176 °F)
$\text{Ø } 8 \text{ mm}$	$R_1 \geq 20 \text{ mm}$	$R_2 \geq 75 \text{ mm}$		
	$R_1 \geq 40 \text{ mm}$	$R_2 \geq 100 \text{ mm}$		

	max. 10 N ($\leq 10\,000 \text{ min}^{-1}$)
	max. 20 N ($\leq 10\,000 \text{ min}^{-1}$)

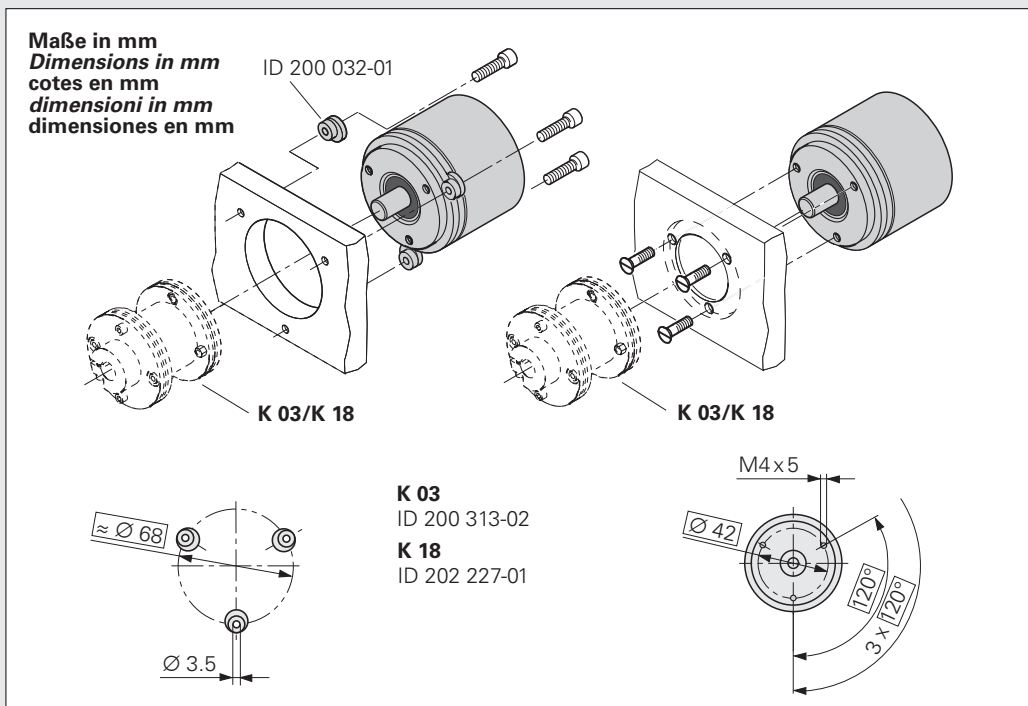
K 03 	
	$\gamma \leq 0.3 \text{ mm}$
K 18 	
	$\alpha \leq 0.5^\circ$
	$\delta \leq 0.2 \text{ mm}$



Montageanleitung
Mounting Instructions
 Instructions de montage
Istruzioni di montaggio
 Instrucciones de montaje

ROC 415
ROC 416
ROC 417
EnDat/SSI xx

11/99



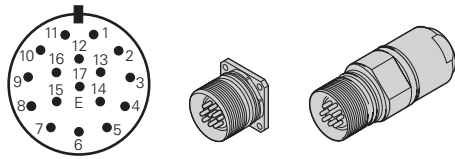
DR. JOHANNES HEIDENHAIN GmbH
 Dr.-Johannes-Heidenhain-Straße 5
83301 Traunreut, Germany
 ☎ +49 (86 69) 31-0
 📠 +49 (86 69) 50 61
 E-Mail: info@heidenhain.de

Technical support ☎ +49 (86 69) 32-10 00
Measuring systems ☎ +49 (86 69) 31-31 04
 E-Mail: service.ms-support@heidenhain.de
TNC support ☎ +49 (86 69) 31-31 01
 E-Mail: service.nc-support@heidenhain.de
NC programming ☎ +49 (86 69) 31-31 03
 E-Mail: service.nc-pgm@heidenhain.de
PLC programming ☎ +49 (86 69) 31-31 02
 E-Mail: service.plc@heidenhain.de
Lathe controls ☎ +49 (86 69) 31-31 05
 E-Mail: service.lathe-support@heidenhain.de

www.heidenhain.de



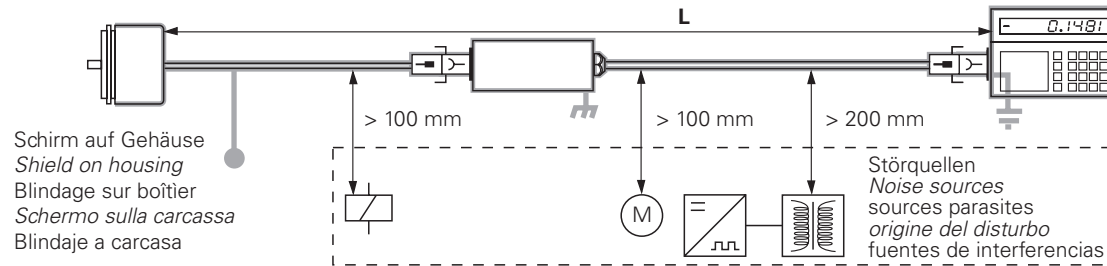
ROC 415
ROC 416
ROC 417
EnDat/SSI xx



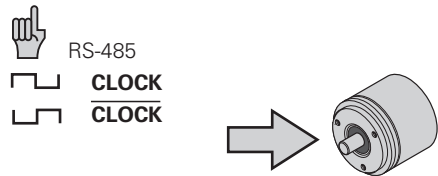
Die Sensorleitung ist intern mit der Versorgungsleitung verbunden.
The sensor line is connected internally with the power supply.
 La ligne de palpeur est reliée de manière interne à la ligne d'alimentation.
 La linea del sensore è collegata internamente con la linea di alimentazione.
 La línea de sensor está unida internamente con la línea de alimentación.

1) Innenschirm
 Internal shield
 Blindage interne
 Schermo interno
 Blindaje interno

15	16	12	13	14	17	8	9	7	10	1	4	2	3	5	6	11
A		B		DATA	DATA	CLOCK	CLOCK	5V Up	0V Un	Up sensor	0V sensor	/	/	/	/	1)
+	-	+	-													
grün/schwarz <i>green/black</i> vert/noir <i>verde/nero</i> verde/negro	gelb/schwarz <i>yellow/black</i> jaune/noir <i>giallo/nero</i> amarillo/negro	blau/schwarz <i>blue/black</i> bleu/noir <i>azzurro/nero</i> azul/negro	rot/schwarz <i>red/black</i> rouge/noir <i>rosso/nero</i> rojo/negro	grau <i>gray</i> gris <i>grigio</i> gris	rosa <i>pink</i> rose <i>rosa</i> rosa	violett <i>violet</i> violet <i>viola</i> violeta	gelb <i>yellow</i> jaune <i>giallo</i> amarillo	braun/grün <i>brown/green</i> brun/vert <i>marrone/verde</i> marrón/verde	weiß/grün <i>white/green</i> blanc/vert <i>bianco/verde</i> blanco/verde	blau <i>blue</i> bleu <i>azzurro</i> azul	weiß <i>white</i> blanc <i>bianco</i> blanco	schwarz <i>black</i> noir <i>nero</i> negro	rot <i>red</i> rouge <i>rosso</i> rojo	grün <i>green</i> vert <i>verde</i> verde	braun <i>brown</i> brun <i>marrone</i> marrón	

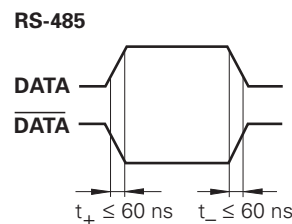
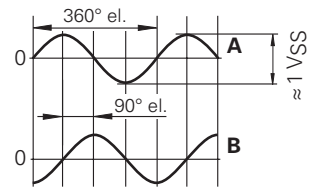
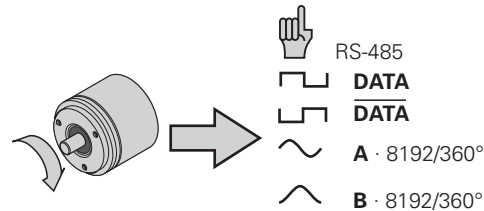
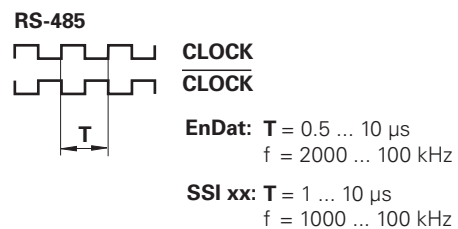


L	T	f
10 m	0.5...10µs	△ 2000...100 kHz
50 m	1.0...10µs	△ 1000...100 kHz
100 m	2.0...10µs	△ 500...100 kHz
150 m	3.3...10µs	△ 300...100 kHz



Up = 5 V ± 5 %
 (max. 250 mA)

EN 50 178/4.98; 5.2.9.5
 IEC 364-4-41: 1992; 411(PELV/SELV)
 (siehe, see, voir, vedi, véase
 HEIDENHAIN D 231 929)



EnDat 01		seriell serial série serie serie	Data Parameter	Dual Code
EnDat 01	1,2,3,...			

SSI xx		seriell serial série serie serie	bit n (MSB)	bit n-1 ... bit 1 (LSB)	Gray Code oder or ou o o
SSI 03	1,2,3,...				
SSI 04	1,2,3,...				
SSI 05	1,2,3,...				
SSI 06	1,2,3, ...			bit 1+Parity bit (LSB)	Dual Code