





RZ	Anschluss-Belegung Elektrischer Anschluss
	
	Geometrie Polbild (Steckseite)
JH	Firmenname
PP/PP	Ausgangssignal
..	Eingangssignal
..	Datenschnittstelle
KC0	Teilkreiszusatzspur
15 polig	Kundenseitige Steckerausführung
14	Versorgung 0V (Un)
13	Versorgung +V (Up)
1	Rechteck-Signal Ua1
3	Rechteck-Signal Ua2
5	Rechteck-Signal Ua0
7	Kommutierungssignal U
9	Kommutierungssignal V
11	Kommutierungssignal W
2	Freie Adern und Pins
4	Freie Adern und Pins
6	Freie Adern und Pins
8	Freie Adern und Pins
10	Freie Adern und Pins
12	Freie Adern und Pins
15	Freie Adern und Pins
0078	Ergänzungen

0078= Pin 15 darf nicht belegt werden! Nur für interne Zwecke!

RZ	Pin configuration Electrical connection
	
	Geometry of pole pattern (plug side)
JH	company name
PP/PP	Output signal
..	Input signal
..	Data interface
KC0	Additional circular scale track
15-pin	Customer's connection version
14	Supply 0V (Un)
13	Supply +V (Up)
1	Square-wave signal Ua1
3	Square-wave signal Ua2
5	Square-wave signal Ua0
7	Commutation signal U
9	Commutation signal V
11	Commutation signal W
2	Free wires and pins
4	Free wires and pins
6	Free wires and pins
8	Free wires and pins
10	Free wires and pins
12	Free wires and pins
15	Free wires and pins
0078	Additions

0078= Pin 15 must not be used! Only for internal purposes!

Connection layout RZ 5ZS15 PP/PP KC0 JH				Pin Layout		Change No. C087330-09	
The reproduction, distribution and utilization of this document as well as the communication of its contents to others without express authorization is prohibited. Offenders will be held liable for the payment of damages. All rights reserved in the event of the grant of a patent, utility model or design. (ISO 16016)							
HEIDENHAIN		Serie	Version	Revision	Sheet	Page	
DR. JOHANNES HEIDENHAIN GmbH		D746107	- 02	- A	- 01	1/1	
83301 Traunreut, Germany		Document No					