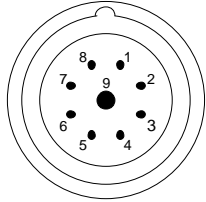
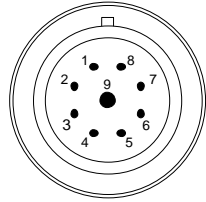


Rechtsdrehend



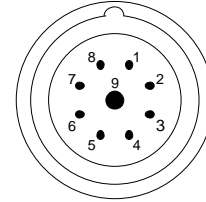
Linksdrehend



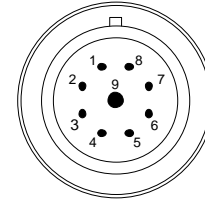
Sicht auf die Steckseite

Pin	Belegung	Farbe
1	A1+	grün
2	A1-	gelb
3	V+	schwarz
4	0V	weiß
5	A2+	rosa
6	A2-	rot
7	RI+	braun
8	RI-	grau
9	nc	--
Gehäuse	Schirm	Schirm

Pin rotation CW



Pin rotation CCW



View on connecting side

Pin	Signal	Color
1	A1+	green
2	A1-	yellow
3	V+	black
4	0V	white
5	A2+	pink
6	A2-	red
7	RI+	brown
8	RI-	gray
9	nc	--
housing	shield	shield