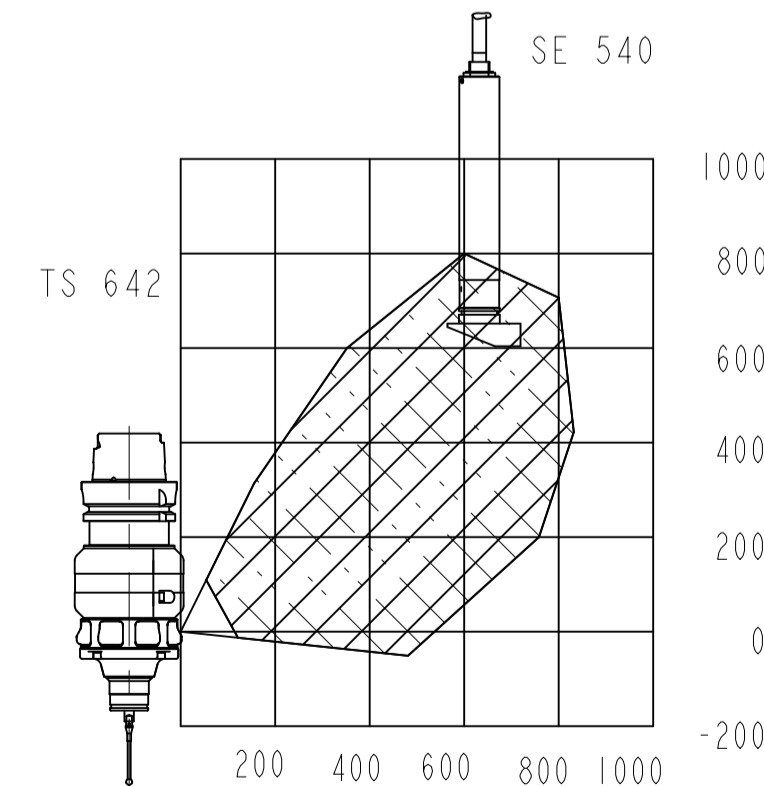
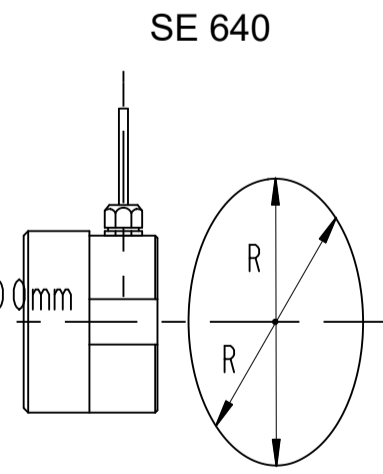
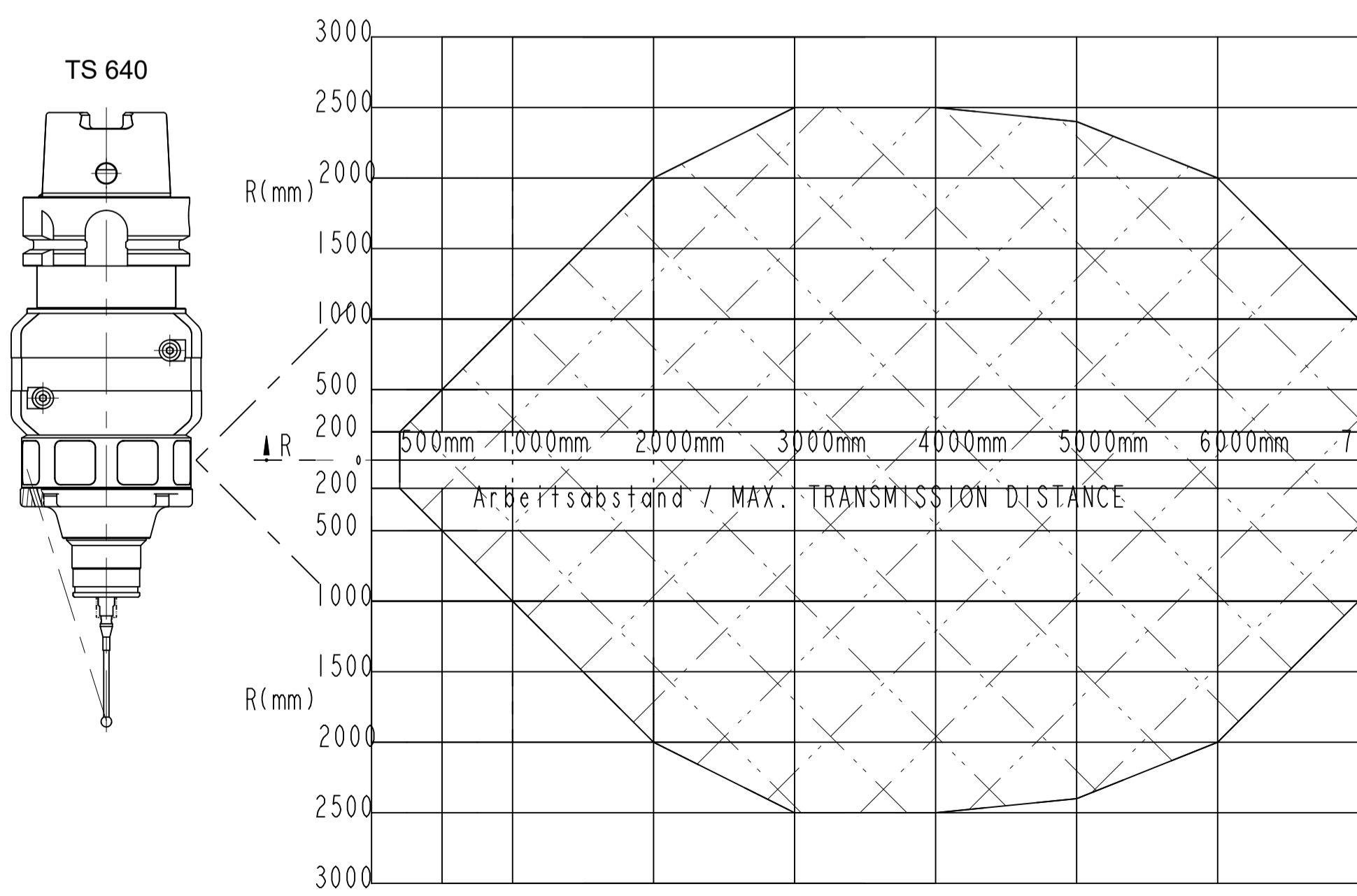


- H1 Einspannschaft nach Typenübersicht 011 AB D1000350 Optional
Shanks as per table of types 011AB D1000350 Optional
- H2 Blasvorrichtung zum Säubern des Prüflings
Blowing device for cleaning the test component
- H3 Justierebene für Taststift; Justierbereich ±0,5mm
Adjusting plane for stylus. Adjusting range ±.0197"
- H4 4x90° M4 Klemmschrauben zum Justieren der Justierplattform
4x90° M4 locking screw for adjusting platform
- H5 Batterie
Battery
- H6 Späneschutz und Dichtmembrane
Protection cover against contamination and sealing diaphragm
- H7 Auswechselbare Taststifte nach Typenübersicht 312KE D295695
Exchangeable styli as per table of types 312KE D295695

Überlauf: Z 5mm; X/Y 9mm
Overtravel: Z .197"; X/Y .354"
- H8 Auflagefläche für Einspannschaft
Bearing surface for shank
- H9 Taststiftaufnahme M3
Stylus holder M3
- H10 bei Taststift T404
for stylus T404
- H11 Membrane
Diaphragm
- H12 Adapter
Adapter
- H13 bei Taststift T01
for stylus T01
- H14 Arbeitsabstand
Transmission distance
- H15 Funktionsbereich der Empfangseinheit SE 640 zum TS 642 - Gehäuse
Reception range of the SE 640 receiver unit relative to TS 642 housing

Abstrahlbereich TS 642 / SE 640 H14



H15

ID number: 653217-01		Change No. C153180-18		Phase: Serie	
Original drawing		TS 642		Tolerances as per ISO 8015	
Scale	Format	Anschlussmaße / Mating Dimensions		General Tolerances ISO 2768:1999-mH ± 6mm: ±0.2	
Dimensions in mm	1:1 A1			The reproduction, distribution and utilization of this document as well as the communication of its contents to others without express authorization is prohibited. Offenders will be held liable for the payment of damages. All rights reserved in the event of the grant of a patent, utility model or design. (ISO 15015)	
Released		Version / Revision / Sheet		Page	
27.09.2023		D 683555-01 - A-01		1 of 1	
HEIDENHAIN DR. JOHANNES HEIDENHAIN GmbH 83301 Traunreut, Germany		Document number			