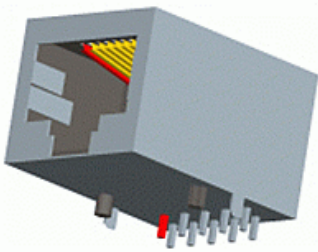
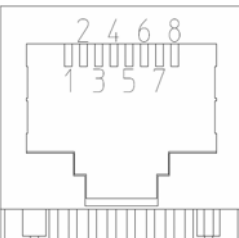


**Anschlussbelegung X7 6TB08 .. E
Belegung**

X7	Anschluss-Belegung
6TB08 	Elektr. Anschluss
	Geometrie Polbild
..	Ausgangssignal
..	Eingangssignal
E	Datenschnittstelle
..	Teilkreiszusatzspur
8 polig	Kundenseitige Steckerausführung
1	Serielle Schnittstelle D1+ (TX+)
2	Serielle Schnittstelle D1- (TX-)
3	Serielle Schnittstelle D2+ (RX+)
6	Serielle Schnittstelle D2- (RX-)
4	Serielle Schnittstelle D3+
5	Serielle Schnittstelle D3-
7	Serielle Schnittstelle D4+
8	Serielle Schnittstelle D4-

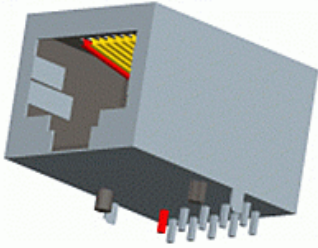
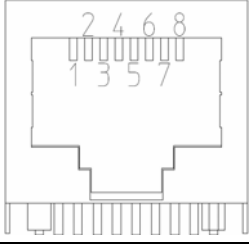
Note the protection mark for ISO 16016!

Edited on: **Erstausgabe**



Release-No.
F96251

Created	Responsible	Released	Version	Rev.	Sheet	Page
Zaschka		Rascher	D632606 - 00 - A - 01			1/
13.06.2007		15.12.2008	Document no.			2

X7	Pin configuration
6TB08 	Electrical connection
	geometry of pole pattern
..	Output signal
..	Input signal
E	Data interface
..	Additional circular-scale track
8 polig	customer's connection version
1	Serial interface D1+ (TX+)
2	Serial interface D1- (TX-)
3	Serial interface D2+ (RX+)
6	Serial interface D2- (RX-)
4	Serial interface D3+
5	Serial interface D3-
7	Serial interface D4+
8	Serial interface D4-



Release No.		Created	Responsible	Released		Version	Rev.	Sheet	Page
F96251	Name	Zaschka		Rascher	D632606 - 00 - A - 01				2/
	Date	13.06.2007		15.12.2008		Document no.			2