
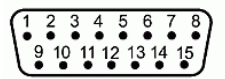

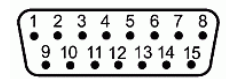


F9	Anschluss-Belegung
	Elektrischer Anschluss
	Geometrie Polbild (Steckseite)
JH	Firmenname
..	Ausgangssignal
..	Eingangssignal
Mitsu	Datenschnittstelle
..	Teilkreiszusatzspur
15 polig	Kundenseitige Steckerausführung
2	Versorgung 0V (Un)
10	Versorgung 0V (Sensorleitung)
4	Versorgung +V (Up)
12	Versorgung +V (Sensorleitung)
Im Messgerät	Versorgung verbunden mit Sensorleitung
Gehäuse	Außenschirm
5	Serielle Schnittstelle serial Data
13	Serielle Schnittstelle serial Data invers
8	Serielle Schnittstelle Request Frame
15	Serielle Schnittstelle Request Frame invers
1	Freie Adern und Pins
3	Freie Adern und Pins
6	Freie Adern und Pins
7	Freie Adern und Pins
9	Freie Adern und Pins
11	Freie Adern und Pins
14	Freie Adern und Pins

F9	Pin configuration
	Electrical connection
	Geometry of pole pattern (plug side)
JH	company name
..	Output signal
..	Input signal
Mitsu	Data interface
..	Additional circular scale track
15-pin	Customer's connection version
2	Supply 0V (Un)
10	Supply 0V (sensor line)
4	Supply +V (Up)
12	Supply +V (sensor line)
In the encoder	Supply connected with sensor line
Housing	External shield
5	Serial interface for serial data
13	Serial interface for ser. data, inverse
8	Serial interface Request Frame
15	Serial interface Request Frame, inverse
1	Free wires and pins
3	Free wires and pins
6	Free wires and pins
7	Free wires and pins
9	Free wires and pins
11	Free wires and pins
14	Free wires and pins

Connection layout F9 AIS15 .. Mitsu JH		Pin Layout		Change No: C029881-56	
The reproduction, distribution and utilization of this document as well as the communication of its contents to others without express authorization is prohibited. Offenders will be held liable for the payment of damages. All rights reserved in the event of the grant of a patent, utility model or design. (ISO 16016)					
HEIDENHAIN DR. JOHANNES HEIDENHAIN GmbH 83301 Traunreut, Germany		Serie	Version	Revision	Sheet
		D545592	- 00	- A	- 20
Document No					Page 1/1