
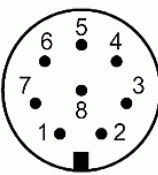
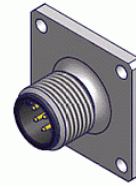
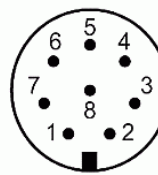


C4	Anschluss-Belegung	
	Elektrischer Anschluss	
	Geometrie Polbild (Steckseite)	
JH	Firmenname	JH
..	Ausgangssignal	..
..	Eingangssignal	..
EnDat22	Datenschnittstelle	EnDat22
..	Teilkreiszusatzspur	..
8 polig	Kundenseitige Steckerausführung	Ader
5	Versorgung 0V (Un)	weißgrün
1	Versorgung 0V (Sensorleitung)	weiß
8	Versorgung +V (Up)	braungrün
2	Versorgung +V (Sensorleitung)	blau
Im Messgerät	Versorgung verbunden mit Sensorleitung	Im Messgerät
Gehäuse	Außenschirm	Schirm
3	Serielle Datenübertragung serial Data	grau
4	Serielle Datenübertragung serial Data invers	rosa
7	Serielle Datenübertragung Request Frame	violett
6	Serielle Datenübertragung Request Frame invers	gelb

C4	Pin configuration	
	Electrical connection	
	Geometry of pole pattern (plug side)	
JH	company name	JH
..	Output signal	..
..	Input signal	..
EnDat22	Data interface	EnDat22
..	Additional circular scale track	..
8-pin	Customer's connection version	Wire
5	Supply 0V (Un)	white and green
1	Supply 0V (sensor line)	white
8	Supply +V (Up)	brown and green
2	Supply +V (sensor line)	blue
In the encoder	Supply connected with sensor line	In the encoder
Housing	External shield	Shield
3	Serial data transfer of serial data	grey
4	Serial data transfer of serial data, inverted	pink
7	Serial data transfer of Request Frame	violet
6	Serial data transfer of Request Frame, inverted	yellow

Connection layout C4 5XS08 .. Fanuc JH		Pin Layout		Change No: C152702-3	
The reproduction, distribution and utilization of this document as well as the communication of its contents to others without express authorization is prohibited. Offenders will be held liable for the payment of damages. All rights reserved in the event of the grant of a patent, utility model or design. (ISO 16016)					
HEIDENHAIN DR. JOHANNES HEIDENHAIN GmbH 83301 Traunreut, Germany		Serie	Version	Revision	Sheet
		D532351	- 00	- C	- 19
		Document No			Page 1/1