
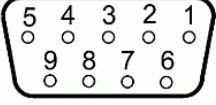

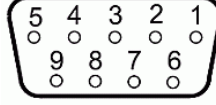


04	Anschluss-Belegung	
	Elektrischer Anschluss	
	Geometrie Polbild (Steckseite)	
JH	Firmenname	JH
..	Ausgangssignal	..
~11µAss	Eingangssignal	~11µAss
..	Datenschnittstelle	..
..	Teilkreiszusatzspur	..
9 polig	Kundenseitige Steckerausführung	Ader
2	Versorgung 0V (Un)	weiß
7	Versorgung +V (Up)	braun
Gehäuse	Außenschirm	Schirm
4	Innenschirm (0V)	weißbraun/SS
6	Stromsignal (4x90°) 0° +	grün
1	Stromsignal (4x90°) 0° -	gelb
8	Stromsignal (4x90°) 90° +	blau
3	Stromsignal (4x90°) 90° -	rot
9	Stromsignal (4x90°) RI +	grau
5	Stromsignal (4x90°) RI -	rosa
	Freie Adern und Pins	braungrün
0035	Ergänzungen	0035

0035 = Ader braungrün nur bei Kabeldurchmesser 4,5mm vorhanden

04	Pin configuration	
	Electrical connection	
	Geometry of pole pattern (plug side)	
JH	company name	JH
..	Output signal	..
~11µApp	Input signal	~11µApp
..	Data interface	..
..	Additional circular scale track	..
9-pin	Customer's connection version	Wire
2	Supply 0V (Un)	white
7	Supply +V (Up)	brown
Housing	External shield	Shield
4	Internal shield (0 V)	white and brown/SS
6	Current signal (4x90°) 0° +	green
1	Current signal (4x90°) 0° -	yellow
8	Current signal (4x90°) 90° +	blue
3	Current signal (4x90°) 90° -	red
9	Current signal (4x90°) RI +	grey
5	Current signal (4x90°) RI -	pink
	Free wires and pins	brown and green
0035	Additions	0035

0035 = Wire brown and green only available for cable diameter 4.5mm

Connection layout 04 51B09 ~11µApp .. JH		Pin Layout		Change No: 90119	
The reproduction, distribution and utilization of this document as well as the communication of its contents to others without express authorization is prohibited. Offenders will be held liable for the payment of damages. All rights reserved in the event of the grant of a patent, utility model or design. (ISO 16016)					
HEIDENHAIN DR. JOHANNES HEIDENHAIN GmbH 83301 Traunreut, Germany		Serie	Version	Revision	Sheet
		D295051	- 00	- B	- 11
Document No					Page 1/1