
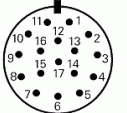

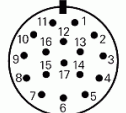


58	Anschluss-Belegung	
	Elektr. Anschluss	
	Geometrie Polbild	
JH	Firmenname	
~1Vss	Ausgangssignal	~1Vss
..	Eingangssignal	..
EnDat01	Datenschnittstelle	EnDat01
..	Teilkreiszusatzspur	..
17 polig	Kundenseitige Steckerausführung	Ader
10	Versorgung 0V (Un)	weißgrün
4	Versorgung 0V (Sensorleitung)	weiß
7	Versorgung +V (Up)	braungrün
1	Versorgung +V (Sensorleitung)	blau
Im Messgerät	Versorgung verbunden mit Sensorleitung	Im Messgerät
Gehäuse	Außenschirm	Schirm
11	Innenschirm (0V)	Innenschirm
15	Spannungssignal A+	grün-schwarz
16	Spannungssignal A-	gelb-schwarz
12	Spannungssignal B+	blau-schwarz
13	Spannungssignal B-	rot-schwarz
14	Serielle Datenübertragung Daten	grau
17	Serielle Datenübertragung Daten invers	rosa
8	Serielle Datenübertragung Takt	violett
9	Serielle Datenübertragung Takt invers	gelb
2, 3, 5, 6	Freie Adern und Pins	
	Freie Adern und Pins	schwarz, rot, grün, braun

03	Pin configuration	
	Electrical connection	
	Geometry of pole pattern (plug side)	
JH	Company name	
~1Vpp	Output signal	~1Vpp
..	Input signal	..
EnDat01	Data interface	EnDat01
..	Additional circular scale track	..
17-pin	Customer's connection version	Wire
10	Supply 0 V (Un)	white and green
4	Supply 0 V (sensor line)	white
7	Supply +V (Up)	brown and green
1	Supply +V (sensor line)	blue
in encoder	Supply connected with sensor line	In the encoder
Housing	External shield	Shield
11	Internal shield (0 V)	Inside shield
15	Voltage signal A+	green and black
16	Voltage signal A-	yellow and black
12	Voltage signal B+	blue and black
13	Voltage signal B-	red and black
14	Serial data transfer of data	grey
17	Serial data transfer of data, inverted	pink
8	Serial data transfer of clock pulse	violet
9	Serial data transfer of clock pulse, inverted	yellow
2, 3, 5, 6	Free wires and pins	
	Free wires and pins	black, red, green, brown

Connection layout 58 03S17 ~1Vpp EnDat01 JH				Pin Layout		Change No: C023246-10	
The reproduction, distribution and utilization of this document as well as the communication of its contents to others without express authorization is prohibited. Offenders will be held liable for the payment of damages. All rights reserved in the event of the grant of a patent, utility model or design. (ISO 16016)							
HEIDENHAIN DR. JOHANNES HEIDENHAIN GmbH 83301 Traunreut, Germany				Serie	Version	Revision	Sheet
				D288678 - 01 - C - 02			Page 1/1
Document No							