
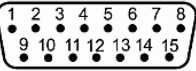

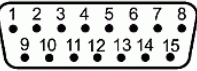


58	Anschluss-Belegung	
	Elektrischer Anschluss	
	Geometrie Polbild (Steckseite)	
JH	Firmenname	
~1Vss	Ausgangssignal	~1Vss
..	Eingangssignal	..
..	Datenschnittstelle	..
Z1	Teilkreiszusatzspur	Z1
15 polig	Kundenseitige Steckerausführung	Ader
2	Versorgung 0V (Un)	weißgrün
10	Versorgung 0V (Sensorleitung)	weiß
4	Versorgung +V (Up)	braungrün
12	Versorgung +V (Sensorleitung)	blau
Im Messgerät	Versorgung verbunden mit Sensorleitung	Im Messgerät
Gehäuse	Außenschirm	Schirm
6	Innenschirm (0V)	Innenschirm
1	Spannungssignal A+	grün-schwarz
9	Spannungssignal A-	gelb-schwarz
3	Spannungssignal B+	blau-schwarz
11	Spannungssignal B-	rot-schwarz
14	Spannungssignal R+	rot
7	Spannungssignal R-	schwarz
5	Kommutierungssignal C+(Z1-Spur)	grau
13	Kommutierungssignal C-(Z1-Spur)	rosa
15	Kommutierungssignal D+(Z1-Spur)	gelb
8	Kommutierungssignal D-(Z1-Spur)	violett
	Freie Adern und Pins	braun
	Freie Adern und Pins	grün

58	Pin configuration	
	Electrical connection	
	Geometry of pole pattern (plug side)	
JH	company name	
~1Vpp	Output signal	~1Vpp
..	Input signal	..
..	Data interface	..
Z1	Additional circular scale track	Z1
15-pin	Customer's connection version	Wire
2	Supply 0V (Un)	white and green
10	Supply 0V (sensor line)	white
4	Supply +V (Up)	brown and green
12	Supply +V (sensor line)	blue
in encoder	Supply connected with sensor line	In the encoder
Housing	External shield	Shield
6	Internal shield (0 V)	Inside shield
1	Voltage signal A+	green and black
9	Voltage signal A-	yellow and black
3	Voltage signal B+	blue and black
11	Voltage signal B-	red and black
14	Voltage signal R+	red
7	Voltage signal R-	black
5	Commutation signal C+(Z1 track)	grey
13	Commutation signal C-(Z1 track)	pink
15	Commutation signal D+(Z1 track)	yellow
8	Commutation signal D-(Z1 track)	violet
	Free wires and pins	brown
	Free wires and pins	green

Connection layout 58 16S15 ~1Vpp Z1 JH				Pin Layout		Change No: 90655	
The reproduction, distribution and utilization of this document as well as the communication of its contents to others without express authorization is prohibited. Offenders will be held liable for the payment of damages. All rights reserved in the event of the grant of a patent, utility model or design. (ISO 16016)							
HEIDENHAIN DR. JOHANNES HEIDENHAIN GmbH 83301 Traunreut, Germany				Serie	Version	Revision	Sheet
				D288678 - 00 - B - 16		Page 1/1	
Document No							