

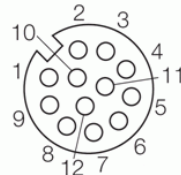


<b>Nt</b>	<b>Anschluss-Belegung</b>	
	<b>Elektrischer Anschluss</b>	
	<b>Geometrie Polbild (Steckseite)</b>	
<b>JH</b>	<b>Firmenname</b>	
<b>~1Vss</b>	<b>Ausgangssignal</b>	<b>~1Vss</b>
..	<b>Eingangssignal</b>	..
..	<b>Datenschnittstelle</b>	..
..	<b>Teilkreiszusatzspur</b>	..
12 polig	Kundenseitige Steckerausführung	Ader
12	Versorgung 0V (Un)	weißgrün
1	Versorgung +V (Up)	braungrün
Gehäuse	Außenschirm	Schirm
10	Spannungssignal A+	braun
2	Spannungssignal A-	grün
3	Spannungssignal B+	grau
4	Spannungssignal B-	rosa
7	Spannungssignal R+	rot
8	Spannungssignal R-	schwarz
9	Serielle Datenübertragung serial Data	gelb
6	Serielle Datenübertragung Takt	violett
5	Zusätzliche Signale L1/ (Grenzlage)	weiß
11	Zusätzliche Signale L2/ (Grenzlage)	blau

<b>Nt</b>	<b>Pin configuration</b>	
	<b>Electrical connection</b>	
	<b>Geometry of pole pattern (plug side)</b>	
<b>JH</b>	<b>company name</b>	
<b>~1Vpp</b>	<b>Output signal</b>	<b>~1Vpp</b>
..	<b>Input signal</b>	..
..	<b>Data interface</b>	..
..	<b>Additional circular scale track</b>	..
12-pin	Customer's connection version	Wire
12	Supply 0V (Un)	white and green
1	Supply +V (Up)	brown and green
Housing	External shield	Shield
10	Voltage signal A+	brown
2	Voltage signal A-	green
3	Voltage signal B+	grey
4	Voltage signal B-	pink
7	Voltage signal R+	red
8	Voltage signal R-	black
9	Serial data transfer of serial data	yellow
6	Serial data transfer of clock pulse	violet
5	Addit. signals L1/ (border position)	white
11	Addit. signals L2/ (border position)	blue

Connection layout Nt 4AB12 ~1Vpp .. .. JH				Pin Layout		Change No: C193579-10	
The reproduction, distribution and utilization of this document as well as the communication of its contents to others without express authorization is prohibited. Offenders will be held liable for the payment of damages. All rights reserved in the event of the grant of a patent, utility model or design. (ISO 16016)							
<b>HEIDENHAIN</b> DR. JOHANNES HEIDENHAIN GmbH 83301 Traunreut, Germany				Serie	Version	Revision	Sheet
				<b>D1506169 - 00 - A - 03</b>		Page 1/1	
Document No							