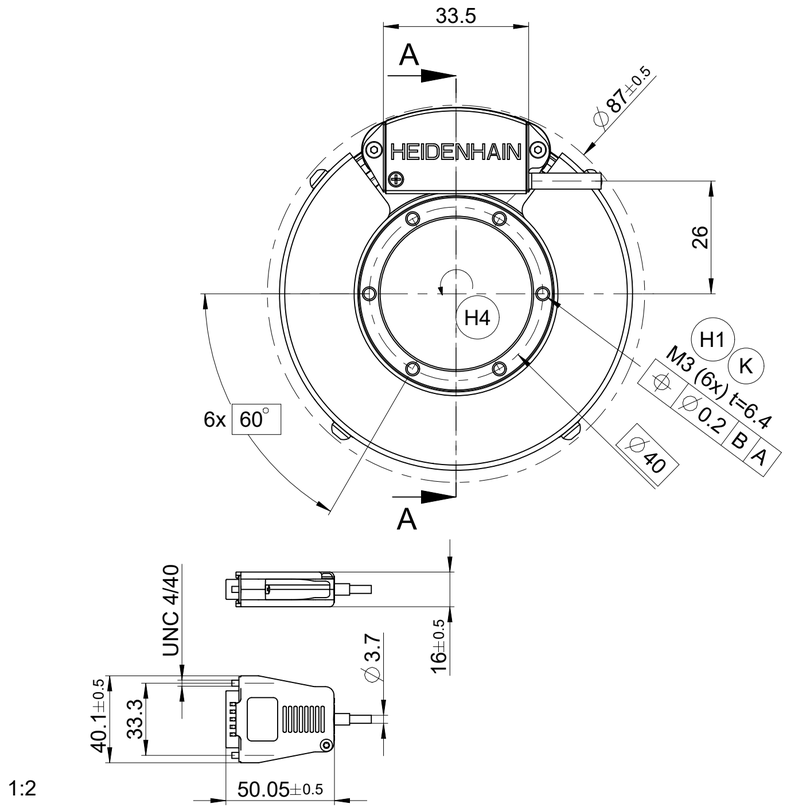

1:2

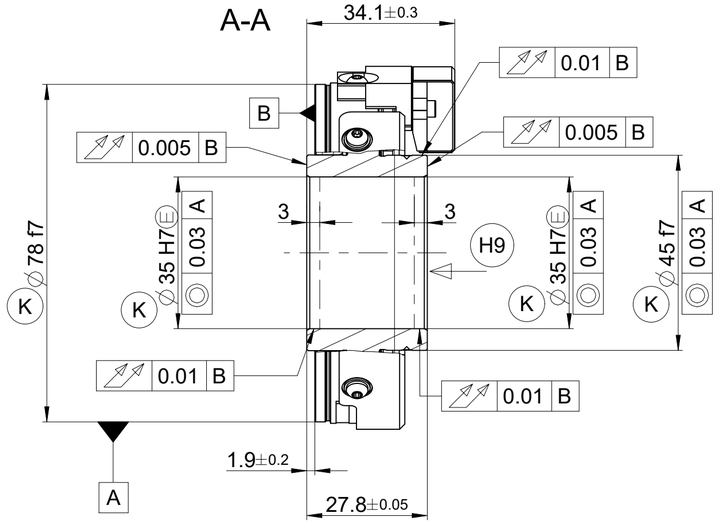

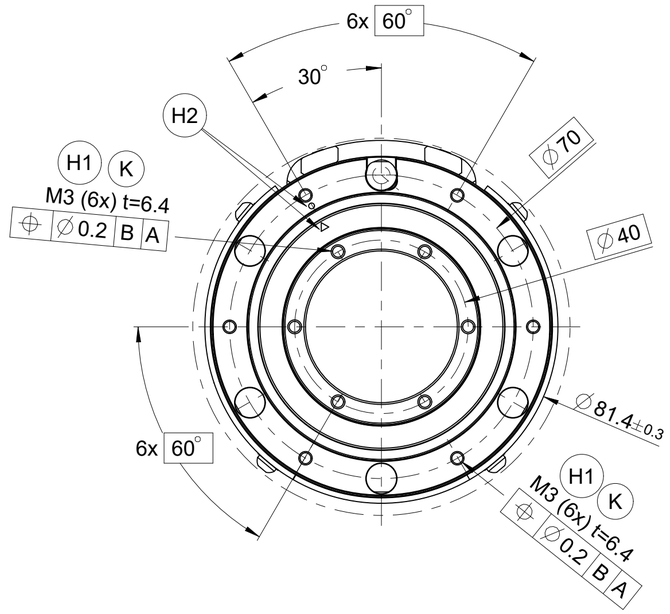

Außenring nicht als Rotor benutzen!

Don´t use outer ring as rotor part!

K Kundenseitige Anschlussmaße
Required mating dimensions

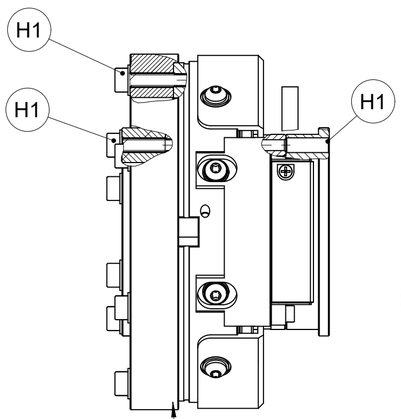

Kante nicht als Anschlag benutzen!
Don´t use edge as stopper!

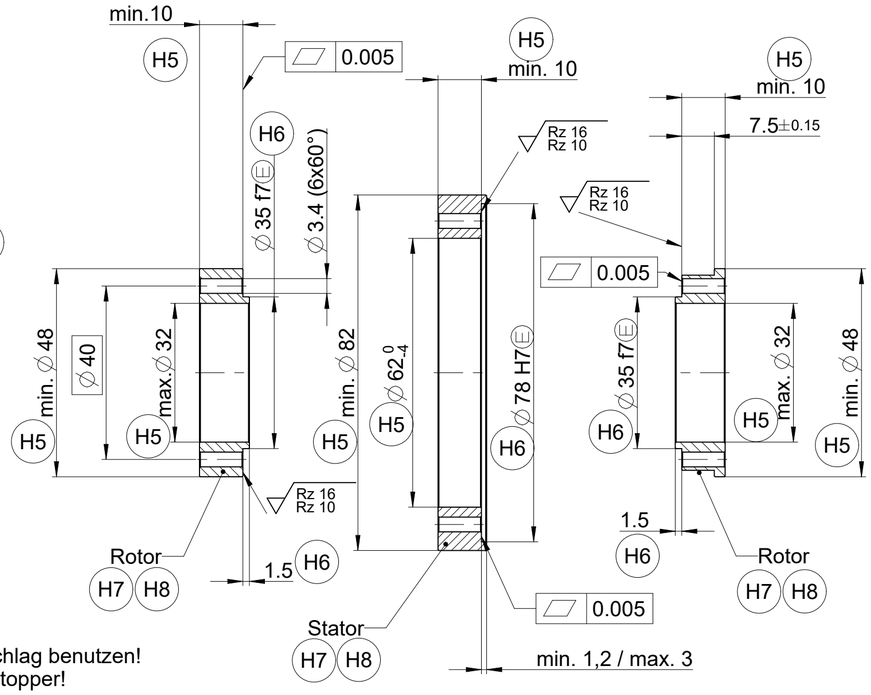

Montageflächen und Gewinde müsssen sauber und fettfrei sein

Mounting surfaces and threads must be clean and free of grease

K = Kundenseitige Anschlussmaße	Required mating dimensions
H1 = Anziehdrehmomente der Zylinderschrauben M3: 1,1 ± 0,05 Nm Schraube: ISO 4762 Schraubenfestigkeitsklasse 8.8 Scheibe: ISO 7092-3-200HV Stoffschlüssige Schraubenlosdrehsicherung erforderlich	Tightening torque of the screws M3: 1,1 ± 0,05 Nm Screw: ISO 4762 Screw property class 8.8 Washer: ISO 7092-3-200HV Materially bonding anti-rotation lock necessary
H2 = Markierung der 0° Position ± 5°	0° position index ± 5°
H4 = Drehachse der Welle für Ausgangssignale gemäß Schnittstellen-Beschreibung	Direction of shaft rotating for output signals as per the interface description
H5 = erforderliche Kunden-Anbaumaße zur Übertragung der maximal zulässigen Belastungen gemäß den Technischen Daten	Required customer´s mounting dimensions to transmit the maximum allowed loads as per the technical data
H6 = optional empfohlene Kunden-Anbaumaße	optional recommended customer´s mounting dimensions
H7 = Material für Kundenanbauteile: Stahl Re >= 235 N/mm^2 Rm >= 400 N/mm^2	Material of customer´s parts: Steel Re >= 235 N/mm^2 Rm >= 400 N/mm^2
H8 = Thermischer Ausdehnungskoeffizient: (10<alpha<16) x 10^-6/K	Coefficient of thermal expansion (10<alpha<16) x 10^-6/K
H9 = empfohlene Kraftrichtung; wenn dynamische Überlastungen möglich sind, ist die empfohlene Kraftrichtung einzuhalten	recommended direction of axial forces; if dynamic overloads are possible, the recommended direction of axial forces must be observed

			ID number: –	1371131-01
			Change No.	C132483-60
			Phase:	Serie
Original drawing		MRP 5x8x (ERP) MRP 5x8x (ERP) Anschlussmaße / Mating Dimensions	Tolerances as per ISO 8015	
Dimensions in mm	Scale 1:1	Format A2	General Tolerances ISO 2768:1989-mH ≦6mm:±0,2	

The reproduction, distribution and utilization of this document as well as the communication of its contents to others without express authorization is prohibited. Offenders will be held liable for the payment of damages. All rights reserved in the event of the grant of a patent, utility model or design. (ISO 16016)

HEIDENHAIN
DR. JOHANNES HEIDENHAIN GmbH
83301 Traunreut, Germany

Released	Version	Revision	Sheet	Page
17.10.2022	D1391488-00-A-01			1 of 1
	Document number			

886 200 A2