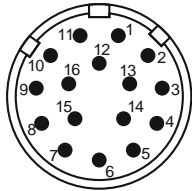
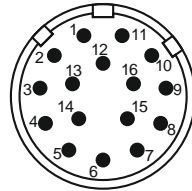


Rechtsdrehend

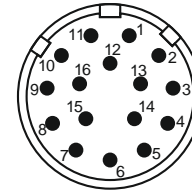


Linksdrehend

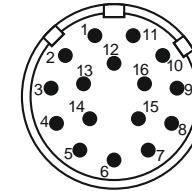


Sicht auf die Steckseite

Pin rotation CW



Pin rotation CCW



View on connecting side

Pin	Belegung	Farbe
1	0°+	grün
2	0°-	gelb
3	V+	schwarz + violett
4	0V	braun +weiß
5	90°+	blau
6	90°-	rot
7	RI+	rosa
8	RI-	grau
9	Schirm	Schirm
10	RIN+	blau/rot
11	RIN-	grau/rosa
12	E+	gelb/weiß
13	E-	gelb/braun
14	0V	grün/weiß + grün/braun
15	nc	--
16	nc	--
Gehäuse	nc	--

Pin	Signal	Color
1	0°+	green
2	0°-	yellow
3	V+	black + violet
4	0V	brown + white
5	90°+	blue
6	90°-	red
7	RI+	pink
8	RI-	grey
9	shield	shield
10	RIN+	blue/red
11	RIN-	grey/pink
12	E+	yellow/white
13	E-	yellow/brown
14	0V	green/ white + green/brown
15	nc	--
16	nc	--
housing	nc	--