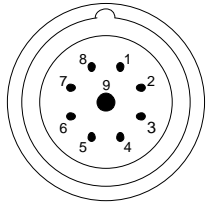
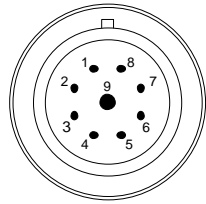


Rechtsdrehend



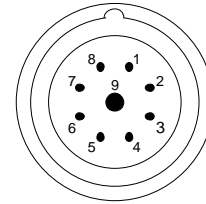
Linksdrehend



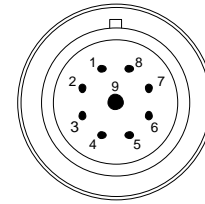
Sicht auf die Steckseite

Pin	Belegung	Farbe
1	0°+	grün
2	0°-	gelb
3	V+	schwarz
4	0V	braun
5	90°+	orange
6	90°-	rot
7	RI+	blau
8	RI-	violett
9	innerer Schirm	innerer Schirm
Gehäuse	äußerer Schirm	äußerer Schirm

Pin rotation CW



Pin rotation CCW



View on connecting side

Pin	Signal	Color
1	0°+	green
2	0°-	yellow
3	V+	black
4	0V	brown
5	90°+	orange
6	90°-	red
7	RI+	blue
8	RI-	violet
9	inner shield	inner shield
housing	outer shield	outer shield