
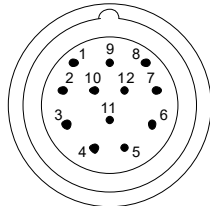


Rechtsdrehend

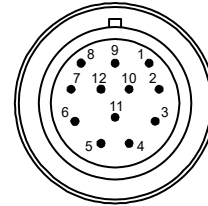


Linksdrehend

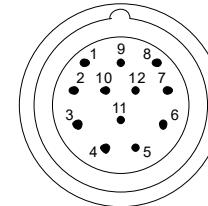


Sicht auf die Steckseite

Pin rotation CW



Pin rotation CCW



View on connecting side

Pin	Belegung	Farbe
1	A2-	rot
2	V+ Sensor	Brücke auf Pin 12
3	RI+	braun
4	RI-	grau
5	A1+	grün
6	A1-	gelb
7	V+	schwarz
8	A2+	rosa
9	nc	--
10	0V	weiß
11	0V Sensor	Brücke auf Pin 10
12	V+	schwarz
Gehäuse	Schirm	Schirm

Pin	Signal	Color
1	A2-	red
2	V+ sensor	connected to pin 12
3	RI+	brown
4	RI-	gray
5	A1+	green
6	A1-	yellow
7	V+	black
8	A2+	pink
9	nc	--
10	0V	white
11	0V sensor	connected to pin 10
12	V+	black
housing	shield	shield