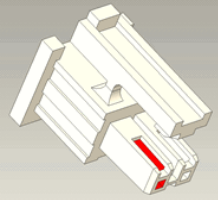
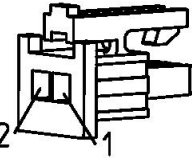
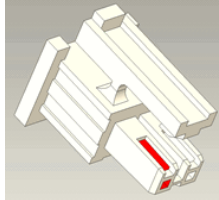
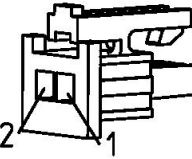


9a	Anschluss-Belegung Elektrischer Anschluss	
		
	Geometrie Polbild (Steckseite)	
JH	Firmenname	
..	Ausgangssignal	..
..	Eingangssignal	..
..	Datenschnittstelle	..
..	Teilkreiszusatzspur	..
2 polig	Kundenseitige Steckerausführung	Adern
1	Zusätzliche Signale Temperatur +	braun
2	Zusätzliche Signale Temperatur -	grün

9a	Pin configuration Electrical connection	
		
	Geometry of pole pattern (plug side)	
JH	company name	
..	Output signal	..
..	Input signal	..
..	Data interface	..
..	Additional circular scale track	..
2-pin	Customer's connection version	litzes
1	Additional signals temperature +	brown
2	Additional signals temperature -	green

Connection layout 9a 0VB02 JH		Pin Layout		Release No: C144333-40	
The reproduction, distribution and utilization of this document as well as the communication of its contents to others without express authorization is prohibited. Offenders will be held liable for the payment of damages. All rights reserved in the event of the grant of a patent, utility model or design.					
HEIDENHAIN DR. JOHANNES HEIDENHAIN GmbH 83301 Traunreut, Germany		Version	Revision	Sheet	Page
		D1299615 - 00 - A - 03			1/1
		Document No			