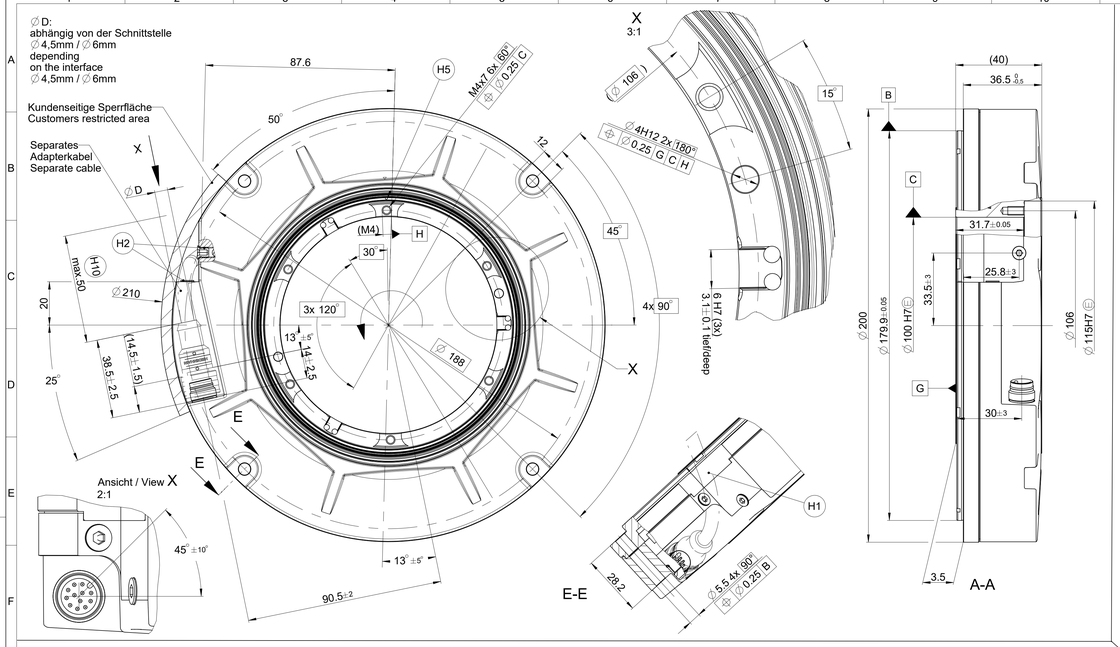

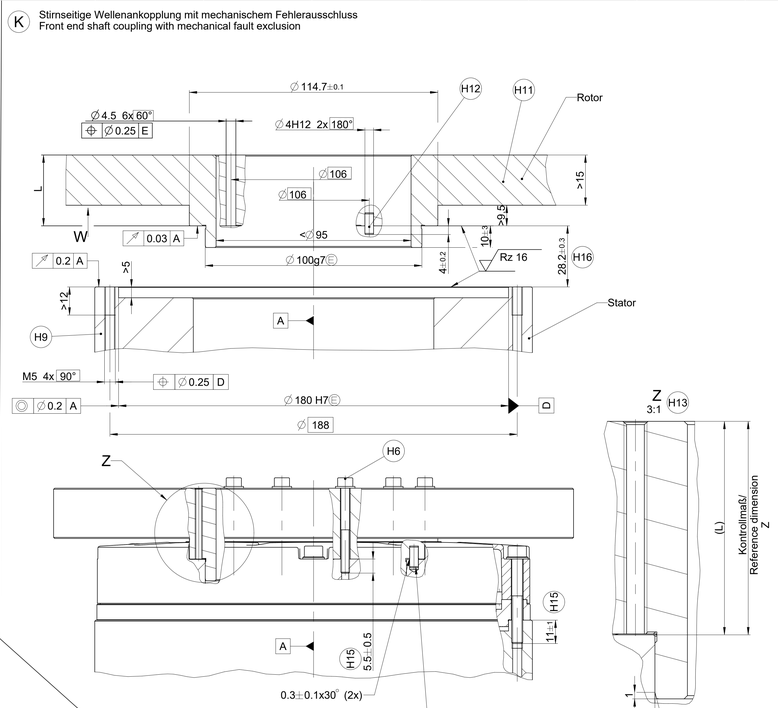

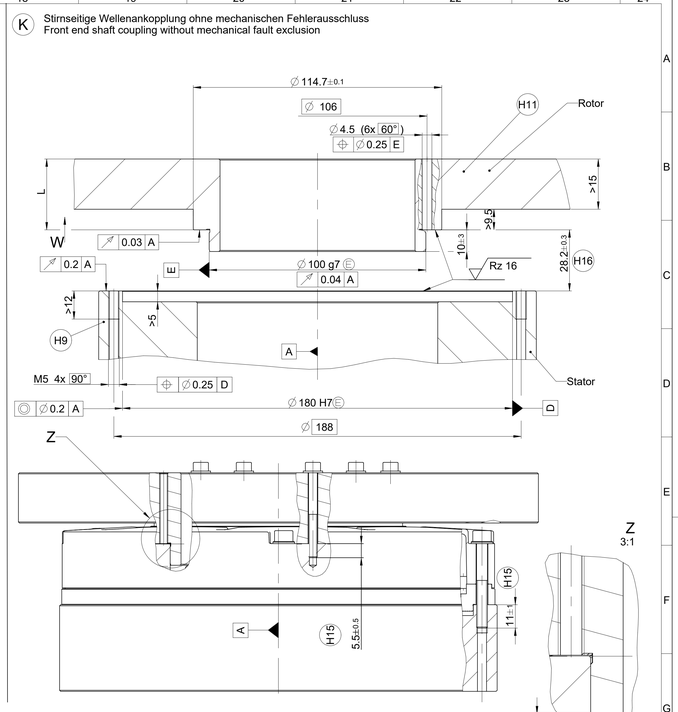

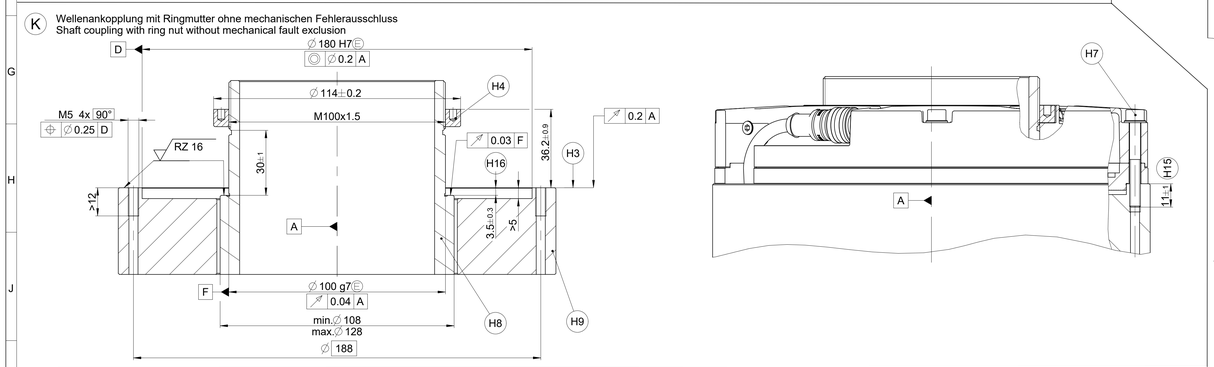

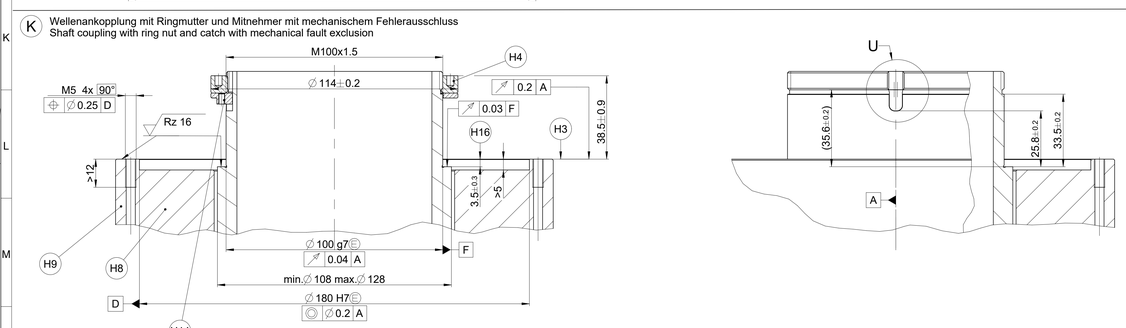

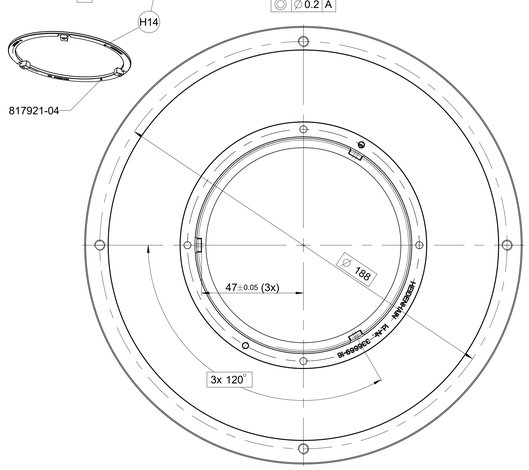

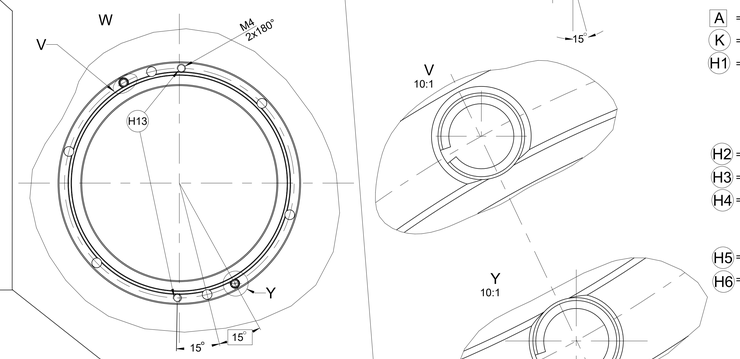

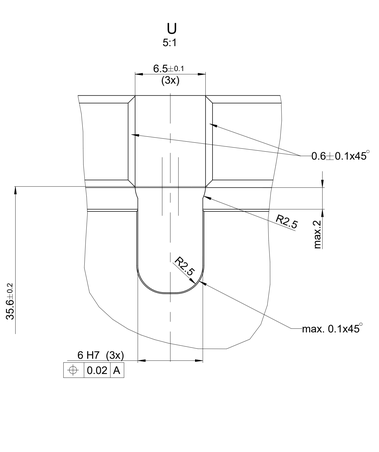

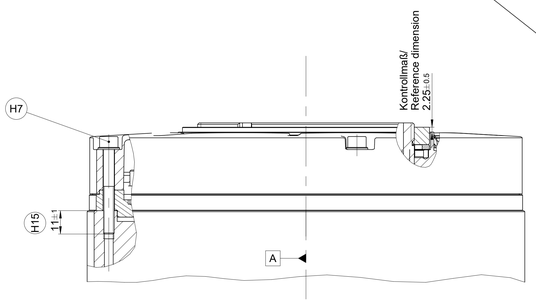

Beide Stifte:
Montagerichtung wie dargestellt oder
beide Stifte um 180° gedreht zul.
(Schlitz tangential zeigend montieren)
gratfreies Einsetzen des Spannstiftes erforderlich
möglichen Span vor Montage entfernen
Both spring-type straight pins:
Mounting direction as shown
or both spring-type straight pins rotated by 180°
(mount slot in tangential direction),
spring-type straight pin must be inserted burr-free
a potential chipping has to be removed

A	= Lagerung Kundenwelle	Bearing of mating shaft
K	= Kundenseitige Anschlussmaße	Required mating dimensions
H1	= Biegeradius bei Dauerbiegebeanspruchung bei -Kabeldurchmesser 6mm R>75 -Kabeldurchmesser 4,5mm R>50 Biegeradius bei einmaliger Biegung bei -Kabeldurchmesser 6mm: R>20 -Kabeldurchmesser 4,5mm R≥10	Bend radius for frequent configuration for -cable diameter 6mm: R>2.9528" -cable diameter 4.5mm: R>1.9685" Bend radius for rigid configuration for -cable diameter 6mm: R>0.7874" -cable diameter 4.5mm: R≥0.3937"
H2	= Druckluftanschluss	Compressed air inlet
H3	= RCN - Anschraubfläche	RCN - mounting surface
H4	= Anziehdrehmoment der Ringmutter: 80±5Nm Stoffschlüssige Losdrehsicherung (mittelfest, demontierbar) Kundenwelle während der Montage fixieren	Tightening torque of ring nut: 80±5Nm Materially bonding thread-locking fluid (medium strength, removable) fix mating shaft when mounted
H5	= Markierung der 0° Position ±5°	0° position index ±5°
H6	= Anziehdrehmoment der Zylinderschrauben M4x(L+5.5) (6x): 2.9±0,15Nm Schraube: ISO 4762 Schraubenfestigkeitsklasse 8.8 Scheibe: ISO 7092-4-200HV Stoffschlüssige Losdrehsicherung (mittelfest, demontierbar)	Tightening torque of the hexagon socked head cap screws M4x (L+5.5) (6x): 2.9±0.15Nm Screw: ISO 4762 Screw property class 8.8 Washer: ISO 7092-4-200HV Materially bonding thread-locking fluid (medium strength, removable)
H7	= Anziehdrehmoment der Zylinderschrauben M5x40 (4x): 6±0,2Nm Schraube: ISO 4762 Schraubenfestigkeitsklasse 8.8 Scheibe: ISO 7092-5-200HV Stoffschlüssige Losdrehsicherung (mittelfest, demontierbar)	Tightening torque of the hexagon socked head cap screws M5x40 (4x): 6±0.2Nm Screw: ISO 4762 Screw property class 8.8 Washer: ISO 7092-5-200HV Materially bonding thread-locking fluid (medium strength, removable)
H8 H9 H11	= Material: siehe separates Dokument	Material: see separate document
H10	= Kabelabstützung	Cable support
H12	= 2x Spannstift für Formschluss ISO 8752-4x10-St Montagereihenfolge: 1. Spannstifte winkellagerichtig siehe Detail Y und V in Teil H11 montieren 2. Teil H11 mittels Schrauben H6 montieren 3. Kontrollmaß Z (gemessen durch Bohrung) beachten L+0,2-Z=±0,15	2x spring-type straight pin for form fit ISO 8752-4x10-St Mounting sequence: 1. Mount spring-type straight pins in correct angular position (see detail Y and V) in part H11 2. Mount part H11 using H6 screws 3. Pay attention to reference dimension Z (measured through hole) L+0,2-Z=±0,15
↻	= Drehrichtung der Welle für Ausgangssignal gem. Schnittstellenbeschreibung	Direction of shaft rotating for output signals is described in interface description
H13	= Bei Verwendung von Spannstift zusätzliche Abdrückgewinde (M4) erforderlich	Using spring-type straight pin removing threads (M4) necessary
H14	= Mechanischer Fehlerausschluss: Mitnehmer bei Wellenankopplung mit Ringmutter erforderlich	Mechanical fault exclusion: Catch using shaft coupling with ring nut necessary
H15	= Einschraublänge	Screw penetration
H16	= Toleranzangabe beinhaltet Montagetoleranzen und thermische Ausdehnungen. Keine dynamische Bewegung zulässig.	Tolerance specification includes mounting tolerances and thermal expansion. no dynamic movement permitted.

Montageflächen und Gewinde müssen sauber, grat- und lackfrei sein
nach Messgerätetausch Gewinde nachschneiden

mounting surfaces and threads must be clean and free off burrs and paint;
after removing the angle encoder, recut the threads

Original drawing		RCN 8xx1 RCN 8xx1 Anschlussmaße / Mating Dimensions	ID number:
Scale	Format		Change No. C161818-10
Dimensions in mm	1:1	A0	Phase: Serie
			Tolerances as per ISO 8015
			General Tolerances ISO 2768:1989-mH 16mm:±0,2

The reproduction, distribution and utilization of this document as well as the communication of its contents to others without express authorization is prohibited.
Offenders will be held liable for the payment of damages. All rights reserved in the event of the grant of a patent, utility model or design. (ISO 16016)

HEIDENHAIN
DR. JOHANNES HEIDENHAIN GmbH
83301 Traunreut, Germany

Released	Version	Revision	Sheet	Page
14.09.2023	D1281761-04 - A-01		1	1 of 1

Document number