
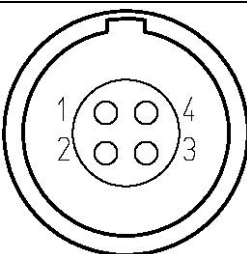

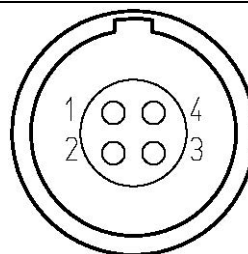


Ac	Anschluss-Belegung Elektrischer Anschluss	
		
	Geometrie Polbild (Steckseite)	
JH	Firmenname	JH
..	Ausgangssignal	..
..	Eingangssignal	..
E30-R4	Datenschnittstelle	E30-R4
..	Teilkreiszusatzspur	..
4 polig	Kundenseitige Steckerausführung	Ader
3	Versorgung 0V (Un)	weißgrün
1	Versorgung +V (Up)	braungrün
Gehäuse	Außenschirm	Schirm
2	Serielle Schnittstelle SD+	violett
4	Serielle Schnittstelle SD-	gelb

Ac	Anschluss-Belegung Elektrischer Anschluss	
		
	Geometrie Polbild (Steckseite)	
JH	company name	JH
..	Output signal	..
..	Input signal	..
E30-R4	Data interface	E30-R4
..	Additional circular scale track	..
4-pin	Customer's connection version	Wire
3	Supply 0V (Un)	white and green
1	Supply +V (Up)	brown and green
Housing	External shield	Shield
2	Serial interface SD+	violet
4	Serial interface SD-	yellow

Connection layout Ac AVB04 .. E30-R4 JH		Pin Layout		Change No. C079804-02	
The reproduction, distribution and utilization of this document as well as the communication of its contents to others without express authorization is prohibited. Offenders will be held liable for the payment of damages. All rights reserved in the event of the grant of a patent, utility model or design. (ISO 16016)					
HEIDENHAIN DR. JOHANNES HEIDENHAIN GmbH 83301 Traunreut, Germany		Serie	Version	Revision	Sheet
		D1265543 - 00 - A - 05			Page 1/1
Document No					