

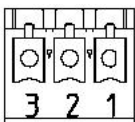


QD	Anschluss-Belegung
	Elektrischer Anschluss
	Geometrie Polbild (Steckseite)
JH	Firmenname
Taster	Ausgangssignal
..	Eingangssignal
0069	Datenschnittstelle
..	Teilkreiszusatzspur
3 polig	Kundenseitige Steckerausführung
3	Außenschirm
1	Taster Signale, input +
2	Taster Signale, input -

QD	Pin configuration
	Electrical connection
	Geometry of pole pattern (plug side)
JH	company name
Probe	Output signal
..	Input signal
0069	Data interface
..	Additional circular scale track
3-pin	Customer's connection version
3	External shield
1	Probe signals, input +
2	Probe signals, input -