
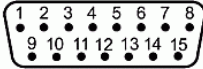

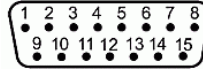


IL	Anschluss-Belegung	
	<b>Elektrischer Anschluss</b>	
	<b>Geometrie Polbild (Steckseite)</b>	
<b>TTL</b>	<b>Ausgangssignal</b>	<b>TTL</b>
..	<b>Eingangssignal</b>	..
..	<b>Datenschnittstelle</b>	..
..	<b>Teilkreiszusatzspur</b>	..
15 polig	Kundenseitige Steckerausführung	Litzen
2	Versorgung 0V (Un)	weißgrün
4	Versorgung +V (Up)	braungrün
Gehäuse	Außenschirm	Schirm
1	Rechteck-Signal Ua1	braun
9	Rechteck-Signal Ua1 invers	grün
3	Rechteck-Signal Ua2	grau
11	Rechteck-Signal Ua2 invers	rosa
14	Rechteck-Signal Ua0	rot
7	Rechteck-Signal Ua0 invers	schwarz
13	Rechteck-Signal UaS invers	violett
15	Rechteck-Signal PWT Testimpuls	gelb
5; 6; 8; 10; 12	Freie Adern und Pins	
	Freie Adern und Pins	blau
	Freie Adern und Pins	weiß
0070	Ergänzungen	0070

0070 = Pin 15: 5V-Pegel umschalten auf PWT-Modus (TTL, 11µA) oder FKEY umschalten auf I<sup>2</sup>C-Modus -> Pin 15 = SDA und Pin 13 = SCL

IL	Pin configuration	
	<b>Electrical connection</b>	
	<b>Geometry of pole pattern (plug side)</b>	
<b>TTL</b>	<b>Output signal</b>	<b>TTL</b>
..	<b>Input signal</b>	..
..	<b>Data interface</b>	..
..	<b>Additional circular scale track</b>	..
15-pin	Customer's connection version	Litzen
2	Supply 0V (Un)	white and green
4	Supply +V (Up)	brown and green
Housing	External shield	Shield
1	Square-wave signal Ua1	brown
9	Square-wave signal Ua1 inverse	green
3	Square-wave signal Ua2	grey
11	Square-wave signal Ua2 inverse	pink
14	Square-wave signal Ua0	red
7	Square-wave signal Ua0 inverse	black
13	Square-wave signal UaS inverse	violet
15	Square-wave signal PWT test pulse	yellow
5; 6; 8; 10; 12	Free wires and pins	
	Free wires and pins	blue
	Free wires and pins	white
0070	Additions	0070

0070 = Pin 15: Switch 5V level to PWT mode (TTL, 11 µA) or switch FKEY to I<sup>2</sup>C mode --> Pin 15 = SDA and Pin 13 = SCL

Connection layout IL 16S15 TTL .. .. .		Pin Layout		Change No: C020319-04	
The reproduction, distribution and utilization of this document as well as the communication of its contents to others without express authorization is prohibited. Offenders will be held liable for the payment of damages. All rights reserved in the event of the grant of a patent, utility model or design.					
<b>HEIDENHAIN</b> DR. JOHANNES HEIDENHAIN GmbH 83301 Traunreut, Germany		Serie <b>D1181770 - 00 - A - 01</b>		Version Revision Sheet Page 1/1	
Document No					