
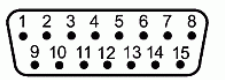

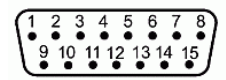


NQ	Anschluss-Belegung	
	Elektrischer Anschluss	
	Geometrie Polbild (Steckseite)	
TTL	Ausgangssignal	TTL
..	Eingangssignal	..
..	Datenschnittstelle	..
..	Teilkreiszusatzspur	..
15 polig	Kundenseitige Steckerausführung	Litzen
2+10	Versorgung 0V (Un)	weißgrün
4+12	Versorgung +V (Up)	braungrün
Im Stecker	Versorgung verbunden mit Fühlleitung	Im Stecker
Gehäuse	Außenschirm	Schirm
1	Rechteck-Signal Ua1	braun
9	Rechteck-Signal Ua1 invers	grün
3	Rechteck-Signal Ua2	grau
11	Rechteck-Signal Ua2 invers	rosa
14	Rechteck-Signal Ua0	rot
7	Rechteck-Signal Ua0 invers	schwarz
13	Rechteck-Signal UaS invers	violett
15	Rechteck-Signal PWT Testimpuls	gelb
5;6;8	Freie Litzen und Pins	
	Freie Litzen und Pins	blau; weiß
0070	Ergänzungen	

0070 = Pin 15: 5V-Pegel umschalten auf PWT-Modus (TTL, 11µA) oder FKEY umschalten auf I²C-Modus -> Pin 15 = SDA und Pin 13 = SCL

NQ	Pin configuration	
	Electrical connection	
	Geometry of pole pattern (plug side)	
TTL	Output signal	TTL
..	Input signal	..
..	Data interface	..
..	Additional circular scale track	..
15-pin	Customer's connection version	Litz wires
2+10	Supply 0V (Un)	white and green
4+12	Supply +V (Up)	brown and green
in connector	Supply connected with sensor line	in connector
Housing	External shield	Shield
1	Square-wave signal Ua1	brown
9	Square-wave signal Ua1 inverse	green
3	Square-wave signal Ua2	grey
11	Square-wave signal Ua2 inverse	pink
14	Square-wave signal Ua0	red
7	Square-wave signal Ua0 inverse	black
13	Square-wave signal UaS inverse	violet
15	Square-wave signal PWT test pulse	yellow
5;6;8	Free wires and pins	
	Free wires and pins	blue, white
0070	Additions	

0070 = Pin 15: Switch 5V level to PWT mode (TTL, 11 µA) or switch FKEY to I²C mode --> Pin 15 = SDA and Pin 13 = SCL

Connection layout NQ BIS15 TTL		Pin Layout		Change No: C030137-00	
The reproduction, distribution and utilization of this document as well as the communication of its contents to others without express authorization is prohibited. Offenders will be held liable for the payment of damages. All rights reserved in the event of the grant of a patent, utility model or design.					
HEIDENHAIN DR. JOHANNES HEIDENHAIN GmbH 83301 Traunreut, Germany		Serie	Version	Revision	Sheet
		D1174999 - 00 - A - 01			Page 1/1
Document No					