
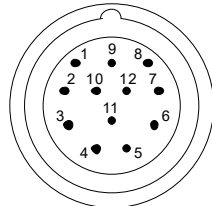


Rechtsdrehend




Linksdrehend



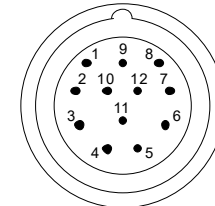
Sicht auf die Steckseite

Pin	Belegung	Farbe
1	T2 invers	rot
2	S1	orange
3	RI	braun
4	RI invers	grau
5	T1	grün
6	T1 invers	gelb
7	US invers	blau
8	T2	rosa
9	nc	--
10	0V	weiß
11	S2	violett
12	V+	schwarz
Gehäuse	Schirm	Schirm

Pin rotation CW



Pin rotation CCW



View on connecting side

Pin	Signal	Color
1	T2 inverse	red
2	S1	orange
3	RI	brown
4	RI inverse	gray
5	T1	green
6	T1 inverse	yellow
7	US inverse	blue
8	T2	pink
9	nc	--
10	0V	white
11	S2	violet
12	V+	black
housing	shield	shield