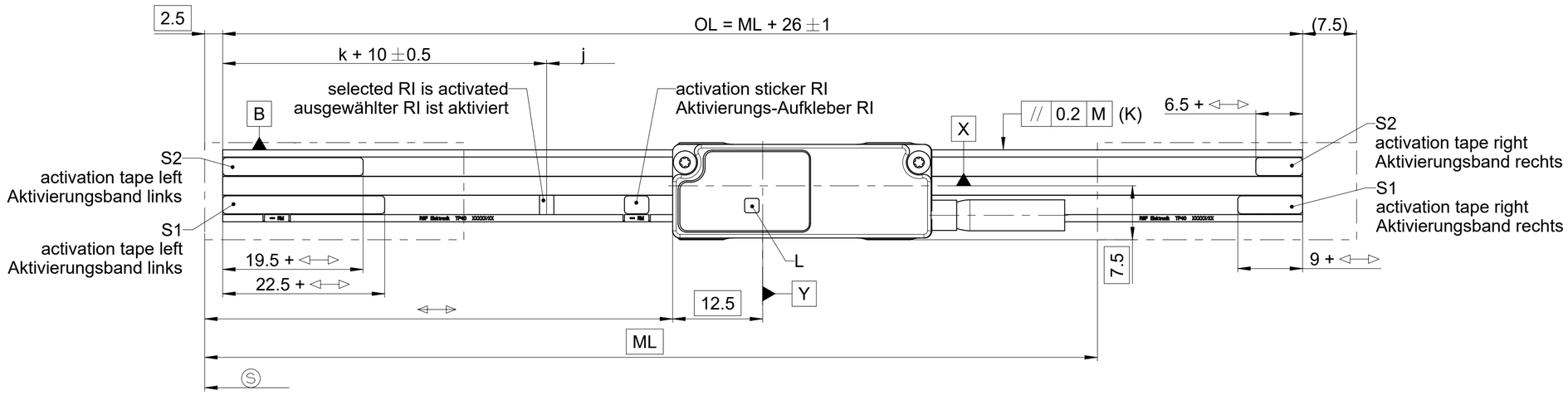


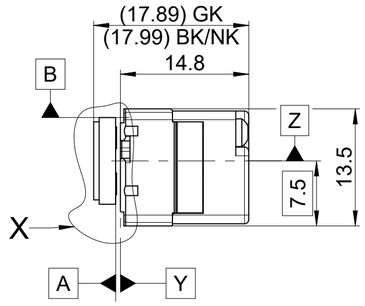


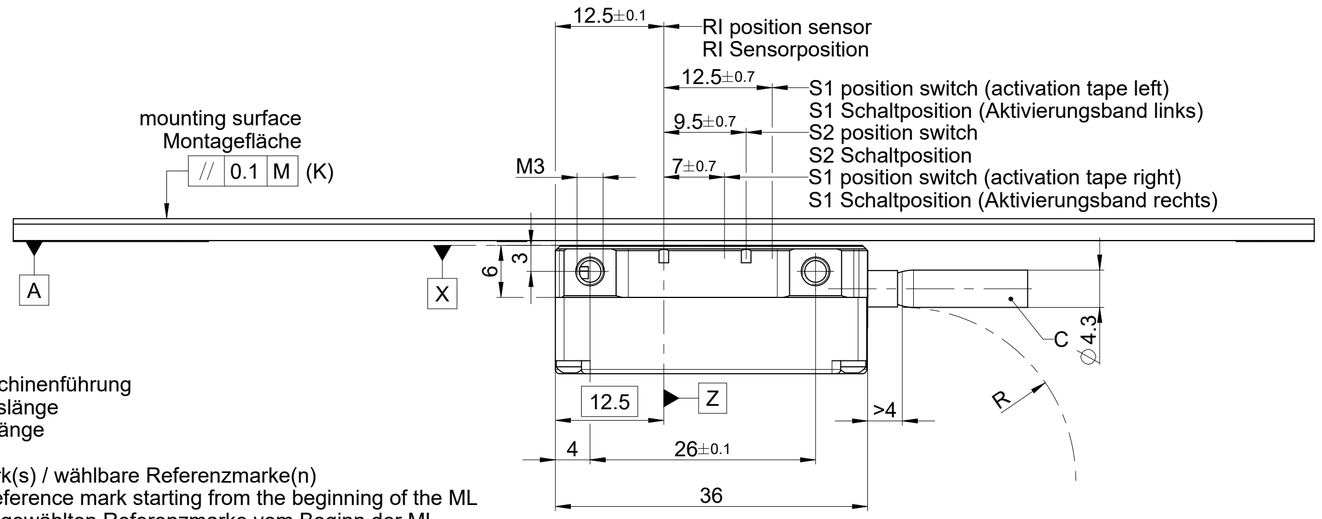


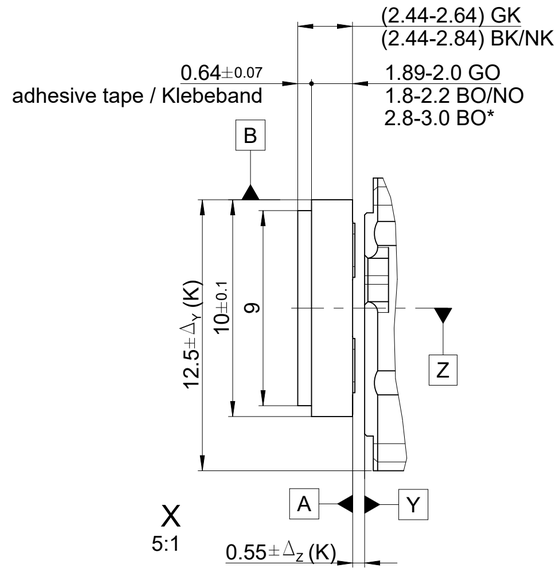


M = machine guideway / Maschinenführung
ML = measuring length / Messlänge
OL = overall length / Gesamtlänge
⟷ = 0 ... ML
RI = selectable reference mark(s) / wählbare Referenzmarke(n)
k = any position of selected reference mark starting from the beginning of the ML
beliebige Position der ausgewählten Referenzmarke vom Beginn der ML
j = additional reference marks space n x 50
zusätzliche Referenzmarken im Abstand von n x 50
S1, S2 = switch signal / Schaltsignal
C = cable / Anschlusskabel
K = required mating dimensions / kundenseitige Anschlussmaße
L = LED function control / LED Funktionskontrolle
R = bending radius / Biegeradius
stat. R ≥ 8mm, dyn. R ≥ 20mm
S1, S2 = switch signal / Schaltsignal
n = 1,2,3,...
Ⓢ = beginning of measuring lenght (ML)
Beginn der Messlänge (ML)

GO = glass scale / Glasmaßstab
GK = glass scale with adhesive tape / Glasmaßstab mit Klebeband
BO/NO = glass ceramic scale / Glaskeramikmaßstab
BK/NK = glass ceramic scale with adhesive tape / Glaskeramikmaßstab mit Klebeband

Permissible position deviation scanning head - glass scale A B
Zulässige Lageabweichungen Abtastkopf - Glasmaßstab A B
$\Delta_Z$ = ±0.2mm (gap / Abstand)
$\Delta_Y$ = ±0.5mm (lateral / Verschiebung)
$\varphi_Z$ = ±1.00mrad or / oder ±0.06° (yaw angle / Gierwinkel)
$\varphi_Y$ = ±3.50mrad or / oder ±0.20° (pitch angle / Nickwinkel)
$\varphi_X$ = ±4.00mrad or / oder ±0.23° (roll angle / Rollwinkel)

* gültig nur für ID 1283221-xx / valid only for ID 1283221-xx

| | | | | |
|---|---|---|---|---|
| | | | | ID number: |
| | | | | Change No. C157360-26 |
| | | | | Phase: Serie |
| Original drawing | | MS15 GK/GO/BK/BO/NK/NO | | Tolerances as per ISO 8015 |
| Scale | Format | MS15 GK/GO/BK/BO/NK/NO | | |
| Dimensions in mm | 2:1 | A2 | Anschlussmaße / Mating Dimensions | General Tolerances ISO 2768:1989-mH ≤ 6:±0.2 |

The reproduction, distribution and utilization of this document as well as the communication of its contents to others without express authorization is prohibited. Offenders will be held liable for the payment of damages. All rights reserved in the event of the grant of a patent, utility model or design. ( ISO 16016 )

RSF Elektronik
www.rsf.at

| Released | Version | Revision | Sheet | Page |
|---|---|---|---|---|
| 28.02.2024 | D1131280-06-C-01 | | | 1 of 1 |
| | Document number | | | |

1 213 928 A2