


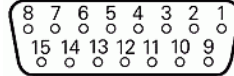


| | | |
|---|--|---|
| KI | Anschluss-Belegung | |
|  | Elektrischer Anschluss | |
|  | Geometrie Polbild (Steckseite) | |
| .. | Ausgangssignal | .. |
| .. | Eingangssignal | .. |
| Mit03-2 | Datenschnittstelle | Mit03-2 |
| .. | Teilkreiszusatzspur | .. |
| 15 polig | Kundenseitige Steckerausführung | Ader |
| 7 | Versorgung 0V (Un) | weiß |
| 14 | Versorgung 0V (Fühlleitung) | beige |
| 5 | Versorgung +V (Up) | braun |
| 12 | Versorgung +V (Fühlleitung) | türkis |
| Im Messgerät | Versorgung verbunden mit Fühlleitung | Im Messgerät |
| Gehäuse | Außenschirm | Schirm |
| 1 | Serielle Schnittstelle REQ/Serial Data + | violett |
| 9 | Serielle Schnittstelle REQ/Serial Data - | schwarz |
| 4 | Freie Litzen und Pins | grau |
| 11 | Freie Litzen und Pins | rosa |
| 2; 3; 6; 8; 10; 13; 15 | Freie Litzen und Pins | |
| | Freie Litzen und Pins | grün; gelb; blau; rot; transparent; orange |
| 0003 | Ergänzungen | 0003 |
| 0063 | Ergänzungen | 0063 |

0003 = Vakuumseite

0063 = Pin 4 und 11 dürfen nicht belegt werden! Nur für interne Zwecke! (siehe Techn. Daten)

| | | |
|---|---|--|
| KI | Pin configuration | |
|  | Electrical connection | |
|  | Geometry of pole pattern (plug side) | |
| .. | Output signal | .. |
| .. | Input signal | .. |
| Mit03-2 | Data interface | Mit03-2 |
| .. | Additional circular scale track | .. |
| 15-pin | Customer's connection version | wires |
| 7 | Supply 0V (Un) | white |
| 14 | Supply 0V (sensor line) | beige |
| 5 | Supply +V (Up) | brown |
| 12 | Supply +V (sensor line) | türkis |
| In the encoder | Supply connected with sensor line | In the encoder |
| Housing | External shield | Shield |
| 1 | Serial interface REQ/Serial Data + | violet |
| 9 | Serial interface REQ/Serial Data - | black |
| 4 | Free wires and pins | grey |
| 11 | Free wires and pins | pink |
| 2; 3; 6; 8; 10; 13; 15 | Free wires and pins | |
| | Free wires and pins | green; yellow; blue; red; transparent; orange |
| 0003 | Additions | 0003 |
| 0063 | Additions | 0063 |

0003 = vacuum site

0063 = Pin 4 and 11 must not be used! Only for internal purposes! (see Specifications)

| | | |
|---|------------|-------------------------|
| Connection layout KI 2XB15 .. Mit03-2 JH | Pin Layout | Release No: C081130-4.4 |
| The reproduction, distribution and utilization of this document as well as the communication of its contents to others without express authorization is prohibited. Offenders will be held liable for the payment of damages. All rights reserved in the event of the grant of a patent, utility model or design. | | |
| HEIDENHAIN DR. JOHANNES HEIDENHAIN GmbH 83301 Traunreut, Germany | Version | Revision |
| | Sheet | Page |
| D1120546 - 00 - A - 06 | 1/1 | |
| Document No | | |