
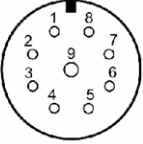

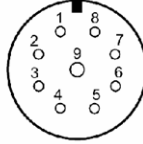


XJ	Anschluss-Belegung	
	<b>Elektrischer Anschluss</b>	
	<b>Geometrie Polbild (Steckseite)</b>	
..	<b>Ausgangssignal</b>	..
..	<b>Eingangssignal</b>	..
<b>DQ01</b>	<b>Datenschnittstelle</b>	<b>DQ01</b>
..	<b>Teilkreiszusatzspur</b>	..
9 polig	Kundenseitige Steckerausführung	Litzen
4	Versorgung 0V (Un)	schwarz
8	Versorgung +V (Up)	rot
Gehäuse	Außenschirm	Schirm
1	Serielle Schnittstelle TXP	grün
2	Serielle Schnittstelle TXN	gelb
5	Serielle Schnittstelle RXP	rosa
6	Serielle Schnittstelle RXN	blau
3	Freie Litzen und Pins	
7	Freie Litzen und Pins	
9	Freie Litzen und Pins	
0060	Ergänzungen	

0060 = Freie Litzen und Pins dürfen nicht belegt werden!

XJ	Pin configuration	
	<b>Electrical connection</b>	
	<b>Geometry of pole pattern (plug side)</b>	
..	<b>Output signal</b>	..
..	<b>Input signal</b>	..
<b>DQ01</b>	<b>Data interface</b>	<b>DQ01</b>
..	<b>Additional circular-scale track</b>	..
9-pin	Customer's connection version	Litz wires
4	Supply 0V (Un)	black
8	Supply +V (Up)	red
Housing	External shield	Shield
1	Serial interface TXP	green
2	Serial interface TXN	yellow
5	Serial interface RXP	pink
6	Serial interface RXN	blue
3	Free wires and pins	
7	Free wires and pins	
9	Free wires and pins	
0060	Additions	

0060 = Vacant pins or wires must not be used!

Connection layout XJ 37B09 .. DQ01 .. ..				Pin Layout		Change No:C007773-05	
The reproduction, distribution and utilization of this document as well as the communication of its contents to others without express authorization is prohibited. Offenders will be held liable for the payment of damages. All rights reserved in the event of the grant of a patent, utility model or design.							
<b>HEIDENHAIN</b>		Serie		Version	Revision	Sheet	Page
DR. JOHANNES HEIDENHAIN GmbH		<b>D1079836 - 00 - A - 03</b>					1/1
83301 Traunreut, Germany		Document No					