
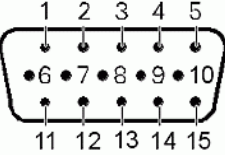

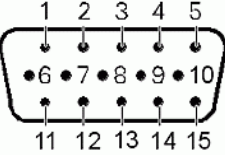


# Anschlussbelegung XH 56S15 Taster .. ..

## Belegung

|                                                                                   |                                                            |
|-----------------------------------------------------------------------------------|------------------------------------------------------------|
| <b>XH</b>                                                                         | <b>Anschluss-Belegung</b><br><b>Elektrischer Anschluss</b> |
|  |                                                            |
|  | <b>Geometrie Polbild (Steckseite)</b>                      |
| <b>Taster</b>                                                                     | <b>Ausgangssignal</b>                                      |
| ..                                                                                | <b>Eingangssignal</b>                                      |
| ..                                                                                | <b>Datenschnittstelle</b>                                  |
| ..                                                                                | <b>Teilkreiszusatzspur</b>                                 |
| 15 polig                                                                          | Kundenseitige Steckerausführung                            |
| 9                                                                                 | Versorgung 0V (Un)                                         |
| 10                                                                                | Versorgung +V (Up)                                         |
| Gehäuse                                                                           | Außenschirm                                                |
| 1                                                                                 | Taster Signale Schaltsignal                                |
| 2                                                                                 | Taster Signale Schaltsignal invers                         |
| 3                                                                                 | Taster Signale Bereitschaft                                |
| 4                                                                                 | Freie Litzen und Pins                                      |
| 5                                                                                 | Freie Litzen und Pins                                      |
| 6                                                                                 | Freie Litzen und Pins                                      |
| 7                                                                                 | Freie Litzen und Pins                                      |
| 8                                                                                 | Freie Litzen und Pins                                      |
| 11                                                                                | Freie Litzen und Pins                                      |
| 12                                                                                | Freie Litzen und Pins                                      |
| 13                                                                                | Freie Litzen und Pins                                      |
| 14                                                                                | Freie Litzen und Pins                                      |
| 15                                                                                | Freie Litzen und Pins                                      |

|                                                                                     |                                                          |
|-------------------------------------------------------------------------------------|----------------------------------------------------------|
| <b>XH</b>                                                                           | <b>Pin configuration</b><br><b>Electrical connection</b> |
|  |                                                          |
|  | <b>Geometry of pole pattern (plug side)</b>              |
| <b>Probe</b>                                                                        | <b>Output signal</b>                                     |
| ..                                                                                  | <b>Input signal</b>                                      |
| ..                                                                                  | <b>Data interface</b>                                    |
| ..                                                                                  | <b>Additional circular-scale track</b>                   |
| 15-pin                                                                              | Customer's connection version                            |
| 9                                                                                   | Supply 0V (Un)                                           |
| 10                                                                                  | Supply +V (Up)                                           |
| Housing                                                                             | External shield                                          |
| 1                                                                                   | Probe signals, switching signal                          |
| 2                                                                                   | Probe signals, switch signal, inv.                       |
| 3                                                                                   | Probe signals, readiness                                 |
| 4                                                                                   | Free wires and pins                                      |
| 5                                                                                   | Free wires and pins                                      |
| 6                                                                                   | Free wires and pins                                      |
| 7                                                                                   | Free wires and pins                                      |
| 8                                                                                   | Free wires and pins                                      |
| 11                                                                                  | Free wires and pins                                      |
| 12                                                                                  | Free wires and pins                                      |
| 13                                                                                  | Free wires and pins                                      |
| 14                                                                                  | Free wires and pins                                      |
| 15                                                                                  | Free wires and pins                                      |



Release no.  
**N0699**

Version Rev. Sheet Page

**D1074879 - 00 - A - 01** 1/

Document no.

1